

Enrollment and Credit Hour Report
at Census
Enrollment
September 10, 2020

HC and FTE	Fall 2019 as of CENSUS	Fall 2020 as of CENSUS	One Year % Change	Fall 2019 FTE as of CENSUS	Fall 2020 FTE as of CENSUS	One Year % Change FTE


Enrollment and Credit Hour Report
at Census
Student Campus
September 10, 2020

HC and FTE		Fall 2019 HC as of CENSUS	Fall 2020 HC as of CENSUS	One Year % Change	Fall 2019 FTE as of CENSUS	Fall 2020 FTE as of CENSUS	One Year % Change FTE
Undergraduate	Total	2,616	2,716	3.82	2,371	2,457	3.64
	HBU Main Campus	2,347	2,399	2.22	2,259	2,314	2.42
	Online	269	317	17.84	111	143	28.27
Post Baccalaureate	Total	16	17	6.25	14	14	3.70
	HBU Main Campus	13	12	-7.69	12	12	0.00
	Online	3	5	66.67	2	2	33.33
Graduate Student	Total	1,109	1,230	10.91	677	709	4.68
	HBU Main Campus	706	648	-8.22	493	425	-13.68
	Online	403	582	44.42	184	283	53.80
Total	Total	3,741	3,963	5.93	3,062	3,180	3.87

* FTE is calculated as (# FT Students) + (PT Hours/12) for undergrads, and (#FT Students) + (PT Hours/9) for graduate students.

Enrollment and Credit Hour Report
at Census
Main Campus by Enrollee Type, Headcount and SCH
September 10, 2020

Main Campus Student HC and SCH		Fall 2019 HC as of CENSUS	Fall 2020 HC as of CENSUS	One Year % Change	Fall 2019 SCH as of CENSUS	Fall 2020 SCH as of CENSUS	One Year % Change SCH
Undergraduate	Total	2,347	2,399	2.22	32,320	33,599	3.96
	Academy Student	7	5	-28.57	32	20	-37.50
	New First Time Freshman (0hrs)	706	647	-8.36	10,557	9,476	-10.24
	Transfer Student	176	163	-7.39	2,312	2,200	-4.84
	Continuing	1,457	1,579	8.37	19,416	21,871	12.64
	Non-Degree Seeking	1	5	400.00	3	32	966.67
Post Baccalaureate	Total	13	12	-7.69	159	184	15.72
	Transfer Student	0	1	.	0	18	.
	Post-Baccalaureate (Deg)	4	3	-25.00	54	43	-20.37
	Continuing	9	8	-11.11	105	123	17.14
Graduate Student	Total	706	648	-8.22	4,658	4,031	-13.46
	Graduate Student	240	207	-13.75	1,749	1,440	-17.67
	Continuing	461	436	-5.42	2,884		



Enrollment and Credit Hour Report
at Census
100% Online by Enrollee Type, Headcount and SCH
September 10, 2020

100% Online Student HC and SCH		Fall 2019 HC as of CENSUS	Fall 2020 HC as of CENSUS	One Year % Change	Fall 2019 SCH as of CENSUS	Fall 2020 SCH as of CENSUS	One Year % Change SCH
Undergraduate	Total	269	317	17.84	1,340	1,715	27.99
	New First Time Freshman (0hrs)	21	20	-4.76	117	117	0.00
	Transfer Student	92	90	-2.17	470	525	11.70
	Continuing	150	207	38.00	731	1,073	46.79
	Non-Degree Seeking	5	0	.	16	0	.
	Undeclared	1	0	.	6	0	.
Post Baccalaureate	Total	3	5	66.67	18	24	33.33
	Post-Baccalaureate (Deg)	0	4	.	0	18	.
	Continuing	3	1	-66.67	18	6	-66.67
Graduate Student	Total	403	582	44.42	1,658	2,550	53.80
	Graduate Student	161	272	68.94	796	1,264	58.79
	Continuing	241	309	28.22	859	1,283	49.36
	Non-Degree Seeking	0	1	.	0	3	.
	Undeclared	1	0	.	3	0	.
Total	Total	675	904	33.93	3,016	4,289	42.21

Enrollment and Credit Hour Report
at Census
Graduate Enrollment by Degree, Major, and Concentration
September 10, 2020

			Fall 2019 HC as of CENSUS	Fall 2020 HC as of CENSUS	One Year % Change	Fall 2019 FTE as of CENSUS	Fall 2020 FTE as of CENSUS	One Year % Change FTE
Degree	Major	Concentration						
Master of Arts	Christian Counseling	Professional Life Coaching	0	1	.	0	0	.
		None	25	21	-16.00	17	13	-24.00
	Christian Leadership	Marriage and Family Studies	0	1	.	0	0	.
		None	13	20	53.85	8	11	25.00
	Clinical Mental Health Counsel	Biblical Apologetics	1	0	.	1	0	.
		None	74	150	102.70	52	93	80.00
	Christian Psychology	None	2	7	250.00	2	5	180.00
	History	None	7	9	28.57	5	6	20.00

(Continued)

Enrollment and Credit Hour Report
at Census
Graduate Enrollment by Degree, Major, and Concentration
September 10, 2020

			Fall 2019 HC as of CENSUS	Fall 2020 HC as of CENSUS	One Year % Change	Fall 2019 FTE as of CENSUS	Fall 2020 FTE as of CENSUS	One Year % Change FTE
Degree	Major	Concentration						
Master of Arts	Human Services Counseling	Marriage and Family Studies	0	2	.	0	1	.
		Professional Life Coaching	3	2	-33.33	1	1	33.33
		None	1	2	100.00	1	1	50.00
		Human Sexuality	2	1	-50.00	1	1	0.00
		Marriage and Family	3	2	-33.33	1	1	-25.00
	Counseling	None	17	3	-82.35	10	2	-82.76
	Intercultural Studies	None	0	2	.	0	1	.

(Continued)

Enrollment and Credit Hour Report
at Census
Graduate Enrollment by Degree, Major, and Concentration
September 10, 2020

			Fall 2019 HC as of CENSUS	Fall 2020 HC as of CENSUS	One Year % Change	Fall 2019 FTE as of CENSUS	Fall 2020 FTE as of CENSUS	One Year % Change FTE
Degree	Major	Concentration						
Master of Accountancy	Total	Total	4	0	.	3	0	.
	Accounting	None	4	0	.	3	0	.
Master of Business Admin.	Total	Total	88	106	20.45	57	55	-3.54
	Business Administration	Accounting	4	18	350.00	3	10	246.15
		General Business	2	28	1300.00	1	13	1222.22
		Entrepreneursh ip	0	7	.	0	3	.
		International Business	5	20	300.00	4	12	227.27
		Management	0	2	.	0	1	.
		Marketing	2	6	200.00	1	3	100.00
		None	75	16	-78.67	48	8	-82.48
		Org. Development & Change	0	9	.	0	4	.

(Continued)

Enrollment and Credit Hour Report
at Census
Graduate Enrollment by Degree, Major, and Concentration
September 10, 2020

			Fall 2019 HC as of CENSUS	Fall 2020 HC as of CENSUS	One Year % Change	Fall 2019 FTE as of CENSUS	Fall 2020 FTE as of CENSUS	One Year % Change FTE	
Degree	Major	Concentration							
Master of Divinity	Total	Total	31	40	29.03	23	23	0.49	
	Biblical Studies	Biblical Languages Track	0	1	.	0	1	.	
	Divinity	Professional Life Coaching		0	1	.	0	0	.
		Biblical Languages Track		16	17	6.25	13	11	-10.53
		English Language Track		8					

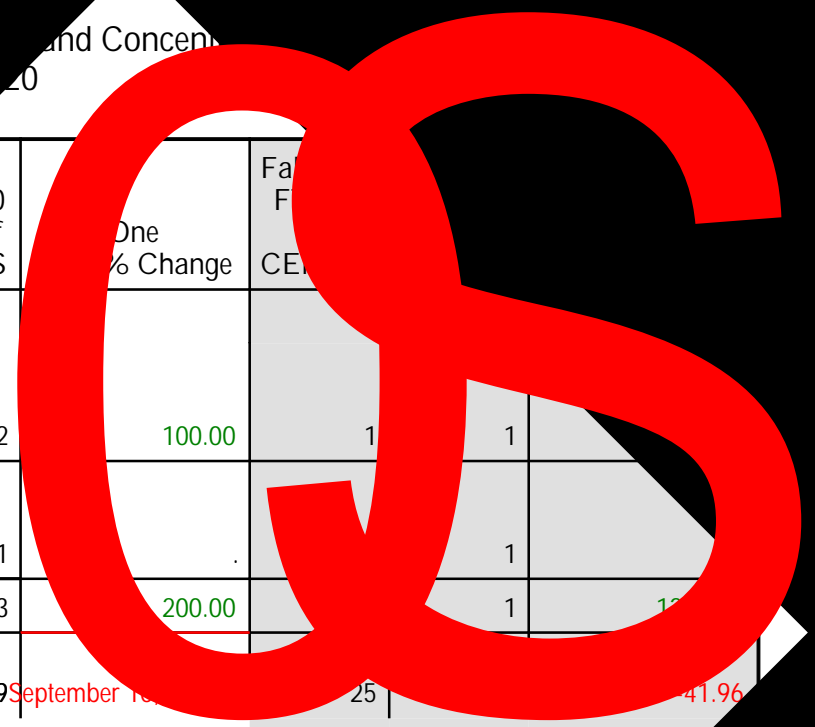
Enrollment and Credit Hour Report
 at Census
 Graduate Enrollment by Degree, Major, and Concentration
 September 10, 2020

			Fall 2019 HC as of CENSUS	Fall 2020 HC as of CENSUS	One Year % Change	Fall 2019 FTE as of CENSUS	Fall 2020 FTE as of CENSUS	One Year % Change FTE
Degree	Major	Concentration						
Master of Education	Total	Total	173	127	-26.59	96	69	-28.67
	Curr. and Instruc.w/Spec. in IT	None	8	5	-37.50	3	2	-33.33
	Curriculum and							

and Concern
20

Degree

	Fall 2020 HC as of CENSUS	One % Change	Fall F CEN
1	2	100.00	1
	1	.	1
	3	200.00	1
29	September 1	25	41.96



~~Enrollment and Credit Hours by Degree, Major, and Concentration~~
 at Census
 Graduate Enrollment by Degree, Major, and Concentration
 September 10, 2020

			HC	TT	4	1	1	08	56
			Fall 2019 HC as of CENSUS	Fall 2020 HC as of CENSUS	On Year % Change	Fall 2019 FTE as of CENSUS	Fall 2020 FTE as		
[Redacted]									
[Redacted]									



Enrollment and Credit Hour Report
at Census
Graduate Enrollment by Degree, Major, and Concentration
September 10, 2020

			Fall 2019 HC as of CENSUS	Fall 2020 HC as of CENSUS	One Year % Change	Fall 2019 FTE as of CENSUS	Fall 2020 FTE as of CENSUS	One Year % Change FTE
Degree	Major	Concentration						
Master of Fine Arts	Total	Total	20	41	105.00	20	32	61.67
	Studio Art	None	20	24	20.00	20	24	20.00
	Creative Writing	None	0	9	.	0	5	.
	Screenwriting	None	0	8	.	0	3	.
Master of International Busi	Total	Total	11	0	.	10	0	.
	International Business	None	11	0	.	10	0	.
Master of Liberal Arts	Total	Total	11	6	-45.45	7	5	-33.33
	Liberal Arts w Specialization	None	0	1	.	0	1	.
	Liberal Arts	None	11	5	-54.55	7	4	-42.86

(Continued)

Enrollment and Credit Hour Report
at Census
Graduate Enrollment by Degree, Major, and Concentration
September 10, 2020

			Fall 2019 HC as of CENSUS	Fall 2020 HC as of CENSUS	One Year % Change	Fall 2019 FTE as of CENSUS	Fall 2020 FTE as of CENSUS	One Year % Change FTE	
Degree	Major	Concentration							
Master of Science	Total	Total	265	288	8.68	144	160	11.09	
	Human Resources Management	None	102	73	-28.43	52	36	-29.91	
	Kinesiology-Spo rt Management	None	15	24	60.00	9	14	57.69	
	Learning, Technology & Design	None	0	8	.	0	3	.	
	Management & Entrepreneursh ip	None	8	8	0.00	7	4	-40.91	
	Nursing	Family Nurse Practitioner		116	143	23.28	63	86	36.52
		None		1	1	0.00	0	1	200.00
		PNP - Primary Care		23	31	34.78	13	17	25.00

(Continued)

Enrollment and Credit Hour Report
at Census
Graduate Enrollment by Degree, Major, and Concentration
September 10, 2020

			Fall 2019 HC as of CENSUS	Fall 2020 HC as of CENSUS	One Year % Change	Fall 2019 FTE as of CENSUS	Fall 2020 FTE as of CENSUS	One Year % Change FTE	
Degree	Major	Concentration							
Non-Degree Seeking GR	Total	Total	26	21	-19.23	12	9	-25.23	
	Undeclared	None	1	0	.	1	0	.	
	Post-Bacc. - w / Certification	All Level Art/Music/ Span/P.E.		4	1	-75.00	2	1	-47.06
		Curriculum and Instruc. 7-12		0	2	.	0	2	.
		Generalist EC-6		3	4	33.33	2	2	33.33
		EC-6 /All-Level Sp Ed EC-12		1	0	.	0	0	.
		English Language Arts 7-12		1	1	0.00	1	0	-66.67
		High School Certification 8-12		1	0	.	0	0	.
		EC-6 Bilingual Ed.w/Int. Cert		2	0	.	1	0	.
		Math Studies 7-12		1	1	0.00	1	0	.

Enrollment and Credit Hour Report
at Census
Graduate Enrollment by Degree, Major, and Concentration
September 10, 2020

			Fall 2019 HC as of CENSUS	Fall 2020 HC as of CENSUS

Enrollment and Credit Hour Report

Enrollment and Credit Hour Report
 at Census
 Student Credit Hours (SCH) by Student Level
 September 10, 2020

	Fall 2019 SCH as of CENSUS	Fall 2020 SCH as of CENSUS	One Year % Change
Student Level			
Undergraduate	33,837	35,522	4.98
Graduate Student	6,316	6,581	4.20
Total	40,153	42,103	4.86


Enrollment and Credit Hour Report
at Census
Undergraduate Student Credit Hours (SCH) by Subject
September 10, 2020

			Fall 2019 SCH as of CENSUS	Fall 2020 SCH as of CENSUS	One Year % Change	
Level	College					
Undergraduate	Total		33,837	35,522	4.98	
	No College Designated		10	2	-80.00	
		AFSC		4	0	.
		MSCI		6	2	-66.67
	Dunham College of Business		3,192	3,309	3.67	

Enrollment and Credit Hour Report
at Census
Undergraduate Student Credit Hours (SCH) by Subject
September 10, 2020

			Fall 2019 SCH as of CENSUS	Fall 2020 SCH as of CENSUS	One Year % Change
Level	College				
Undergraduate	School of Christian Thought		2,593	2,614	0.81
		APOL	3	15	400.00
		CHRI	2,449	2,458	0.37
		GREK	54	60	11.11
		HEBR	33	57	72.73
		LATN	54	24	-55.56
	College of Science and Engineering		6,027	6,807	12.94
		BCMB	207	158	-23.67
		BIOL	2,104	2,773	31.80
		CHEM	1,391	1,292	-7.12
		COSC	165	357	116.36
		ELEN	0	51	.
		ENSC	215	288	33.95
		MATH	1,717	1,670	-2.74
		PHYS	228	218	-4.39

(Continued)



			2015	2016	2017
A	1	2015	100	100	100
		2016	100	100	100
B	1	2015	100	100	100
		2016	100	100	100
C	1	2015	100	100	100
		2016	100	100	100
D	1	2015	100	100	100
		2016	100	100	100
E	1	2015	100	100	100
		2016	100	100	100
F	1	2015	100	100	100
		2016	100	100	100
G	1	2015	100	100	100
		2016	100	100	100
H	1	2015	100	100	100
		2016	100	100	100
I	1	2015	100	100	100
		2016	100	100	100
J	1	2015	100	100	100
		2016	100	100	100
K	1	2015	100	100	100
		2016	100	100	100
L	1	2015	100	100	100
		2016	100	100	100
M	1	2015	100	100	100
		2016	100	100	100
N	1	2015	100	100	100
		2016	100	100	100
O	1	2015	100	100	100
		2016	100	100	100
P	1	2015	100	100	100
		2016	100	100	100
Q	1	2015	100	100	100
		2016	100	100	100
R	1	2015	100	100	100
		2016	100	100	100
S	1	2015	100	100	100
		2016	100	100	100
T	1	2015	100	100	100
		2016	100	100	100
U	1	2015	100	100	100
		2016	100	100	100
V	1	2015	100	100	100
		2016	100	100	100
W	1	2015	100	100	100
		2016	100	100	100
X	1	2015	100	100	100
		2016	100	100	100
Y	1	2015	100	100	100
		2016	100	100	100
Z	1	2015	100	100	100
		2016	100	100	100

Enrollment and Credit Hour Report
at Census
Graduate Student SCH by Program and Course Level
September 10, 2020

			Course Level			
			Undergraduate		Graduate Student	
			Fall 2019	Fall 2020	Fall 2019	Fall 2020
			SCH	SCH	SCH	SCH
Degree	Major	Concentration				
Master of Arts	Clinical Mental Health Counsel	Biblical Apologetics	.	.	6	.
		None	.	.	480	864
	Christian Psychology	None	.	.	15	42
	History	None	.	.	45	54
	Human Services Counseling	Marriage and Family Studies	.	.	.	9
		Professional Life Coaching	.	.	9	12
		None	.	.	6	9
		Human Sexuality	.	.	6	6
		Marriage and Family	.	.	12	9
	Counseling	None	.	.	87	15
	Intercultural Studies	None	.	.	.	9

(Continued)

Enrollment and Credit Hour Report
at Census
Graduate Student SCH by Program and Course Level
September 10, 2020

			Course Level			
			Undergraduate		Graduate Student	
			Fall 2019	Fall 2020	Fall 2019	Fall 2020
			SCH	SCH	SCH	SCH
Degree	Major	Concentration				
Master of Arts	Pastoral Counseling	Professional Life Coaching	.	.	6	.
		Marriage and Family	.	.	3	.
	Marriage and Family Therapy	None	.	.	84	210
	Philosophy	None	.	.	84	55
	Psychology	Licensed Spec. School Psyc.	.	.	324	339
		Licensed Spec Respecialization	.	.	80	25
		None	3	.	281	302
		Specialist in School Psyc.	.	.	.	102
	Theology	None	.	.	9	.
	Theological Studies	Marriage and Family Studies	.	.	6	.
None		.	.	192	145	
Master of Accountancy	Accounting	None	.	.	24	.

(Continued)

Enrollment and Credit Hour Report
at Census
Graduate Student SCH by Program and Course Level
September 10, 2020

			Course Level			
			Undergraduate		Graduate Student	
			Fall 2019	Fall 2020	Fall 2019	Fall 2020
			SCH	SCH	SCH	SCH
Degree	Major	Concentration				
Master of Business Admin.	Business Administration	Accounting	.	.	29	93
		General Business	.	3	9	116
		Entrepreneurship	.	.	.	30
		International Business	.	.	34	108
		Management	.	.	.	9

Enrollment and Credit Hour Report
at Census
Graduate Student SCH by Program and Course Level
September 10, 2020

			Course Level				
			Undergraduate		Graduate Student		
			Fall 2019	Fall 2020	Fall 2019	Fall 2020	
			SCH	SCH	SCH	SCH	
Degree	Major	Concentration					
Master of Education	Curr. and Instruc.w/Spec.in IT	None	.	.	27	18	
	Curriculum and Instruction	None	.	.	142	121	
	Curriculum and Instruc.w/Cert.	Composite Social Studies 7-12		.	.	9	.
		Curriculum and Instruc. 7-12		.	.	33	32
		Generalist EC-6		.	.	94	91
		English/Language Arts 4-8		.	.	6	.
		EC-6 Bilingual Ed.w/Int. Cert		.	.	34	27
		Cert in EC-6 and Sp. Ed. EC-12		.	.	12	9
		Mid SchI Math/Sci/Soc Stud 4-8		.	.	6	5
		Mid Sch Read/Lang Arts/Eng 4-8		.	.	.	6
		None		.	.	1	13
	Educational Administration	None	.	.	224	130	
	Bilingual Education	None	.	.	9	9	
	Counseling Education	None	.	.	.	3	
	Educational Diagnostician	None	.	.	135	33	

(Continued)

Enrollment and Credit Hour Report
 at Census
 Graduate Student SCH by Program and Course Level
 September 10, 2020

			Course Level				
			Undergraduate		Graduate Student		
			Fall 2019	Fall 2020	Fall 2019	Fall 2020	
			SCH	SCH	SCH	SCH	
Degree	Major	Concentration					
Master of Science	Human Resources Management	None	.	.	468	331	
	Kinesiology-Sport Management	None	.	.	78	123	
	Learning, Technology & Design	None	.	.	.	24	
	Management & Entrepreneurship	None	.	.	84	39	
	Nursing	Family Nurse Practitioner		.	.	564	770
		None		.	.	3	9
		PNP - Primary Care		.	.	120	150
Non-Degree Seeking GR	Undeclared						

Enrollment and Credit Hour Report
at Census
Graduate Student Enrollment by Program and Campus
September 10, 2020

				Fall 2019 HC as of CENSUS	Fall 2020 HC as of CENSUS	One Year % Change	Fall 2019 SCH as of CENSUS	Fall 2020 SCH as of CENSUS	One Year % Change SCH
Degree	Major	Concentration	Campus						
Total	Total	Total		1,109	1,230	10.91	6,316	6,581	4.20
Doctor of Education	Total	Total	HBU Main Campus	85	68	-20.00	562	429	-23.67
			Online	24	55	129.17	72	183	154.17
	Exec. Educational Leadership	None	HBU Main Campus	67	53	-20.90	449	335	-25.39
			Online	11	38	245.45	33	128	287.88
	Exec. Mental Health/Human Serv	None	Online	13	17	30.77	39	55	41.03
	Special Education Leadership	None	HBU Main Campus	18	15	-16.67	113	94	-16.81
Master of Arts	Total	Total	HBU Main Campus	271	308	13.65	1,817	1,939	6.71

Enrollment and Credit Hour Report
at Census
Graduate Student Enrollment by Program and Campus
September 10, 2020

				Fall 2019 HC as of CENSUS	Fall 2020 HC as of CENSUS	One Year % Change	Fall 2019 SCH as of CENSUS	Fall 2020 SCH as of CENSUS	One Year % Change SCH	
Degree	Major	Concentration	Campus							
Master of Arts	Apologetics	Cultural	HBU Main Campus	1	1	0.00	4	3	-25.00	
			Online	21	20	-4.76	66	66	0.00	
		Philosophical	HBU Main Campus	3	3	0.00	15	23	53.33	
			Online	6	8	33.33	18	27	50.00	
		None	HBU Main Campus	1	1	0.00	3	6	100.00	
			Online	10	5	-50.00	30	15	-50.00	
		Biblical Languages	None	HBU Main Campus	5	8	60.00	37	51	37.84

Enrollment and Credit Hour Report
at Census
Graduate Student Enrollment by Program and Campus
September 10, 2020

				Fall 2019 HC as of CENSUS	Fall 2020 HC as of CENSUS	One Year % Change	Fall 2019 SCH as of CENSUS	Fall 2020 SCH as of CENSUS	One Year % Change SCH
Degree	Major	Concentration	Campus						
Master of Arts	Christian Counseling	Professional Life Coaching	Online	0	1	.	0	3	.
		None	HBU Main Campus	18	15	-16.67	117	99	-15.38
			Online	7	6	-14.29	39	21	-46.15
	Christian Leadership	Marriage and Family Studies	Online	0	1	.	0	3	.
		None	HBU Main Campus						


Enrollment and Credit Hour Report
at Census
Graduate Student Enrollment by Program and Campus
September 10, 2020

				Fall 2019 HC as of CENSUS	Fall 2020 HC as of CENSUS	One Year % Change	Fall 2019 SCH as of CENSUS	Fall 2020 SCH as of CENSUS	One Year % Change SCH
Degree	Major	Concentration	Campus						
Master of Arts	Pastoral Counseling	Professional Life Coaching	HBU Main Campus	1	0	.	3	0	.
			Online	1	0	.	3	0	.
		Marriage and Family	Online	1	0	.	3	0	.
	Marriage and Family Therapy	None	HBU Main Campus	6	12	100.00	45	84	86.67
			Online	10	26	160.00	39	126	223.08
	Philosophy	None	HBU Main Campus	12	7	-41.67	84	55	-34.52

(Continued)

Enrollment and Credit Hour Report
at Census
Graduate Student Enrollment by Program and Campus
September 10, 2020

				Fall 2019 HC as of CENSUS	Fall 2020 HC as of CENSUS	One Year % Change	Fall 2019 SCH as of CENSUS	Fall 2020 SCH as of CENSUS	One Year % Change SCH
Degree	Major	Concentration	Campus						



Enrollment and Credit Hour Report
at Census
Graduate Student Enrollment by Program and Campus
September 10, 2020

				Fall 2019 HC as of CENSUS	Fall 2020 HC as of CENSUS	One Year % Change	Fall 2019 SCH as of CENSUS	Fall 2020 SCH as of CENSUS	One Year % Change SCH	
Degree	Major	Concentration	Campus							
Master of Divinity	Total	Total	HBU Main Campus	29	30	3.45	210	175	-16.67	
			Online	2	10	400.00	9	36	300.00	
	Biblical Studies	Biblical Languages Track	HBU Main Campus	0	1	.	0	12	.	
	Divinity	Professional Life Coaching		Online	0	1	.	0	3	.
				Biblical Languages Track	HBU Main Campus	15	13	-13.33	123	87
				Online	1	4	300.00	3	16	433.33
				English Language Track	HBU Main Campus	8	9	12.50	46	38
				Online	0	5	.	0	17	.
				None		HBU Main Campus	6	7	16.67	41
	Online	1	0			.	6	0	.	

(Continued)



Enrollment and Credit Hour Report
at Census
Graduate Student Enrollment by Program and Campus
September 10, 2020

				Fall 2019 HC as of CENSUS	Fall 2020 HC as of CENSUS	One Year % Change	Fall 2019 SCH as of CENSUS	Fall 2020 SCH as of CENSUS	One Year % Change SCH
Degree	Major	Concentration	Campus						
Master of Education	Total	Total	HBU Main Campus	129	77	-40.31	726	436	-39.94
			Online	44	50	13.64	145	187	28.97
	Curr. and Instruc.w/ Spec.in IT	None	HBU Main Campus	2	3	50.00	6	12	100.00
			Online	6	2	-66.67	21	6	-71.43
	Curriculum and Instruction	None	HBU Main Campus	13	6	-53.85	64	19	-70.31
			Online	24	26	8.33	78	102	30.77

(Continued)


Enrollment and Credit Hour Report
at Census
Graduate Student Enrollment by Program and Campus
September 10, 2020

				Fall 2019 HC as of CENSUS	Fall 2020 HC as of CENSUS	One Year % Change	Fall 2019 SCH as of CENSUS	Fall 2020 SCH as of CENSUS	One Year % Change SCH
Degree	Major	Concentration	Campus						
Master of Education	Curriculum and Instruc.w/ Cert.	Composite Social Studies 7-12	HBU Main Campus	1	0	.	9	0	.
		Curriculum and Instruc. 7-12	HBU Main Campus	7	4	-42.86	33	32	-3.03
		Generalist EC-6	HBU Main Campus	16	13	-18.75	94	91	-3.19
		English/ Language Arts 4-8	HBU Main Campus	1	0	.	6	0	.
		EC-6 Bilingual Ed.w/Int. Cert	HBU Main Campus	6	4	-33.33	34		



Enrollment and Credit Hour Report
at Census
Graduate Student Enrollment by Program and Campus
September 10, 2020

				Fall 2019 HC as of CENSUS	Fall 2020 HC as of CENSUS	One Year % Change	Fall 2019 SCH as of CENSUS	Fall 2020 SCH as of CENSUS	One Year % Change SCH
Degree	Major	Concentration	Campus	11.09	196.8	95.1576	11.09	649.44	95.6376



Enrollment and Credit Hour Report
at Census
Graduate Student Enrollment by Program and Campus
September 10, 2020

				Fall 2019 HC as of CENSUS	Fall 2020 HC as of CENSUS	One Year % Change	Fall 2019 SCH as of CENSUS	Fall 2020 SCH as of CENSUS	One Year % Change SCH
Degree	Major	Concentration	Campus						
Master of Science	Total	Total	HBU Main Campus	52	35	-32.69	346	177	-48.84
			Online	213	253	18.78	971	1,269	30.69
	Human Resources Management	None	HBU Main Campus	37	24	-35.14	216	120	-44.44
			Online	65	49	-24.62	252	211	-16.27
	Kinesiology-Sp ort Management	None	HBU Main Campus	7	9	28.57	46	48	4.35
			Online	8	15	87.50	32	75	134.38
	Learning, Technology & Design	None	Online	0	8	.	0	24	.
	Management & Entrepreneurs hip	None	HBU Main Campus	8	2	-75.00	84	9	-89.29
			Online	0	6	.	0	30	.

(Continued)

Enrollment and Credit Hour Report
at Census
Graduate Student Enrollment by Program and Campus
September 10, 2020

				Fall 2019 HC as of CENSUS	Fall 2020 HC as of CENSUS	One Year % Change	Fall 2019 SCH as of CENSUS	Fall 2020 SCH as of CENSUS	One Year % Change SCH
Degree	Major	Concentration	Campus						
Master of Science	Nursing	Family Nurse Practitioner	Online	116	143	23.28	564	770	36.52
		None	Online	1	1	0.00	3	9	200.00
		PNP - Primary Care	Online	23	31	34.78	120	150	25.00
Non-Degree Seeking GR	Total	Total	HBU Main Campus	25	17	-32.00	105	70	-33.33
			Online	1	4	300.00	3	10	233.33
	Undeclared	None	HBU Main Campus	1	0	.	6	0	.

(Continued)

Enrollment and Credit Hour Report
at Census
Graduate Student Enrollment by Program and Campus
September 10, 2020

				Fall 2019 HC as of CENSUS	Fall 2020 HC as of CENSUS	One Year % Change	Fall 2019 SCH as of CENSUS	Fall 2020 SCH as of CENSUS	One Year % Change SCH
Degree	Major	Concentration	Campus						
Non-Degree Seeking GR	ADM/CERT/	None	HBU Main Campus	1	0	.	4	0	.
			Online	0	1	.	0	1	.
	Educational Diagnostician Cert	None	HBU Main Campus	1	0	.	6	0	.
	Liberal Arts	None	HBU Main Campus	1	0	.	3	0	.
	Licensed Prof. Counselor	None	HBU Main Campus	2	1	-50.00	6	3	-50.00
	Licensed Spec. School Psyc.	None	HBU Main Campus	4	3	-25.00	18	5	-72.22

Enrollment and Credit Hour Report
at Census
Student Credit Hours (SCH) by Schedule Type
September 10, 2020

			Fall 2019 SCH as of CENSUS	Fall 2020 SCH as of CENSUS	One Year % Change	
Level	College		33,837	35,522	4.98	
Undergraduate	Total	Total	33,837	35,522	4.98	
	No College Designated	Total	10	2	-80.00	
		Lecture	10	2	-80.00	
	Dunham College of Business	Total	3,192	3,309	3.67	
		Lecture	2,697	2,625	-2.67	
		Internship	0	6	.	
	College of Science and Engineering	Online 100%	495	678	36.97	
		School of Christian Thought	Total	2,593	2,614	0.81
			Online-Hybrid	0	3	.
			Independent Study	6	3	-50.00
			Lecture	1,999	1,915	-4.20
	Online 100%	588	693	17.86		
	College of Science and Engineering					

Enrollment and Credit Hour Report
at Census
Student Credit Hours (SCH) by Schedule Type
September 10, 2020

			Fall 2019 SCH as of CENSUS	Fall 2020 SCH as of CENSUS	One Year % Change
Level	College				
Undergraduate	School of Fine Arts	Total	2,317	2,421	4.49
		Lab	0	0	.
		Lecture	2,177	2,244	3.08
		Internship	8	9	12.50
		Online 100%	132	168	27.27
	School of Humanities	Total	10,737	10,820	0.77
		Lab	23	0	.
		Online-Hybrid	192	153	-20.31
		Independent Study	3	21	600.00
		Lecture	9,460	9,620	1.69
		Online 100%	1,059	1,026	-3.12
	College of Education and Behavioral Scie	Total	4,082	3,564	-12.69
		Lecture	3,361	2,754	-18.06
		Online 100%	721	810	12.34

(Continued)

Enrollment and Credit Hour Report
at Census
Student Credit Hours (SCH) by Schedule Type
September 10, 2020

			Fall 2019 SCH as of CENSUS	Fall 2020 SCH as of CENSUS	One Year % Change	
Level	College					
Undergraduate	School of Nursing and Allied Health	Total	4,879	5,985	22.67	
		Lab	0	0	.	
		Online-Hybrid	72	90	25.00	
		Lecture	4,193	5,274	25.78	
		Online 100%	614	621	1.14	
Graduate Student	Total	Total	6,316	6,581	4.20	
	No College Designated	Total	0	3	.	
		Lecture	0	3	.	
	Dunham College of Business	Total	Total	1,216	870	-28.45
		Online-Hybrid		63	129	104.76
		Lecture		588	9	-98.47
		Internship		6	0	.
	Online 100%		559	732	30.95	

(Continued)

Enrollment and Credit Hour Report
at Census
Student Credit Hours (SCH) by Schedule Type
September 10, 2020

			Fall 2019 SCH as of CENSUS	Fall 2020 SCH as of CENSUS	One Year % Change
Level	College				
Graduate Student	School of Christian Thought	Total	733	688	-6.14
		Online-Hybrid	0	15	.
		Independent Study	6	0	.
		Lecture	418	320	-23.44
		Online 100%	309	353	14.24
	School of Fine Arts	Total	243	408	67.90
		Online-Hybrid	0	3	.
		Lecture	243	405	66.67
	School of Humanities	Total	252	190	-24.60
		Online-Hybrid	0	6	.
		Lecture	252	184	-26.98
	College of Education and Behavioral Scie	Total	3,122	3,373	8.04
		Online-Hybrid	790	327	-58.61
		Independent Study	6	16	166.67
		Lecture	1,646	1,771	7.59
		Internship	13	13	0.00
		Online 100%	667	1,246	86.81

(Continued)

Enrollment and Credit Hour Report
at Census
Student Credit Hours (SCH) by Schedule Type
September 10, 2020

			Fall 2019 SCH as of CENSUS	Fall 2020 SCH as of CENSUS	One Year % Change
Level	College				
Graduate Student	School of Nursing and Allied Health	Total	750	1,049	39.87
		Online-Hybrid	360	0	.
		Lecture	0	15	.
		Online 100%	390	1,034	165.13
Total	Total	Total	40,153	42,103	4.86

Enrollment and Credit Hour Report
at Census
Business and Education Leveling Courses by Schedule Type
September 10, 2020

		Fall 2019				
		Schedule Type				All
		Online-Hybrid	Lecture	Internship	Online 100%	
		Hours	Hours	Hours	Hours	Hours
College	Course Type					
Business	HRM-MS	.	138	3	267	408
	HRM-MS Leveling	.	.	.	60	60
	MACT	.	24	.	.	24
	MBA	6	339	.	138	483
	MBA Leveling	.	.	.	33	33
	MIB	.	81	3	3	87
	MIB Leveling	.	.	.	3	3
	All	6	582	6	504	1,098
Education	Course Type					
	PSYC-MA	.	657	13	12	682
	PSYC-MA Leveling	.	0	.	6	6
	All	.	657	13	18	688
All		6	1,239	19	522	1,786

Enrollment and Credit Hour Report

The image shows a large gray rectangular area that has been redacted, covering the majority of the page's content. This area obscures the data that would otherwise be presented in the report's table.

Enrollment and Credit Hour Report
at Census

Business Leveling Courses by Student Campus
September 10, 2020

		Fall 2019					Fall 2020				
		Schedule Type					All	Schedule Type			All
		Online-Hybrid	Lecture	Internship	Online 100%	Online-Hybrid		Lecture	Online 100%		
		Hours	Hours	Hours	Hours	Hours		Hours	Hours	Hours	
Course Type	Student Campus										
HRM-MS	HBU Main Campus		138	3	60	201	18	6	78	102	
	Online				207	207			174	174	
	All		138	3	267	408	18	6	252	276	
HRM-MS Leveling	Student Campus										
	HBU Main Campus				15	15			18	18	
	Online				45	45			37	37	
	All				60	60			55	55	
MACT	Student Campus										

Enrollment and Credit Hour Report
at Census
Business Leveling Courses by Student Campus
September 10, 2020

		Fall 2019					Fall 2020			
		Schedule Type				All	Schedule Type			All
		Online-Hy brid	Lecture	Internship	Online 100%		Online-Hy brid	Lecture	Online 100%	
		Hours	Hours	Hours	Hours	Hours	Hours	Hours	Hours	
Course Type	Student Campus									
MACT	All	.	24	.	.	24
MBA	Student Campus									
	HBU Main Campus	6	339	.	54	399	111	6	195	312

Enrollment and Credit Hour Report
at Census
Business Leveling Courses by Student Campus
September 10, 2020

		Fall 2019					Fall 2020			
		Schedule Type				All	Schedule Type			All
		Online-Hybrid	Lecture	Internship	Online 100%		Online-Hybrid	Lecture	Online 100%	
		Hours	Hours	Hours	Hours	Hours	Hours	Hours	Hours	
Course Type	Student Campus									
	MIB									
	HBU Main Campus	.	81	3	3	87
	All	.	81	3	3	87
MIB Leveling	Student Campus									
	HBU Main Campus	.	.	.	3	3
	All	.	.	.	3	3
All		6	582	6	504	1,098	129	12	684	825

Enrollment and Credit Hour Report
at Census
Graduate Cohort Enrollment by Degree
September 10, 2020

		Fall 2019 as of CENSUS	Fall 2020 as of CENSUS	One Year % Change	Fall 2019 SCH as of CENSUS	Fall 2020 SCH as of CENSUS	One Year % Change SCH
Degree							
Total		204	167	-18.14	1,090	834	-23.49
Master of Divinity		31	40	29.03	219	211	-3.65
	Cohort	2	1	-50.00	9	4	-55.56
	On Campus	27	29	7.41	201	171	-14.93
	Online	2	10	400.00	9	36	300.00
Master of Education		173	127	-26.59	871	623	-28.47
	Cohort	33	10	-69.70	201	70	-65.17
	On Campus	96	67	-30.21	525	366	-30.29
	Online	44	50	13.64	145	187	28.97

Enrollment and Credit Hour Report
at Census
Certificate Enrollment
September 10, 2020

Certificates		Fall 2019 as of CENSUS	Fall 2020 as of CENSUS	One Year % Change
Graduate Student	Total	5	2	-60.00
	Cert. in Biblical Apologetics	1	0	.
	Cert. in Classical Languages	1	0	.
	Cert. in Phil. of Religion	1	0	.
	Cert. in Pro. Life Coaching	0	1	.
	Cert. in Lit/Imagin. Apol.-ON	1	0	.
	Cert. in Marriage/Fam. Studies	1	1	0.00
Total	Total	5	2	-60.00

Students pursuing multiple certificates are reported for each certificate, these numbers also reflect certificates pursued by degree-seeking students.