

IR Report Series

Vol. 200, No. 009

October 20, 2020

## Retention of Graduate Students Fall 2020 to Spring 2021

Executive Summary

Of the 485 new graduate students enrolled in Fall 2020

x 65 (13.4%) did not return for Spring 2021

x 419 (86.4%) reenrolled for Spring 2021

After adjusting for graduating students, the retention rate for new graduate students was 86.6%. See Section 2, page 18 for more details. To view data for new main campus graduate students see Section 2a (p. 24) and Section 2b (p. 29) for new online graduate students.

Of the 745 continuing graduate students in Fall 2020:

x 94 (12.6%) graduated in Fall 2020

x 89 (11.9%) did not return for Spring 2021

x 562 (75.4%) reenrolled for Spring 2021

After adjusting for graduating students, the retention rate for continuing graduate students was 86.3%. See Section 3, page 33, for more details. To view data for continuing main campus graduate students see Section 3a (p. 38) and Section 3b (p. 43) for continuing online graduate students.


The three sections of this report focus on the three cohorts and sub cohorts listed above. Retention patterns are displayed by gender, ethnicity, minority status, citizenship, residency (on or off-campus and county), suspension/probation status, GPA, age, and commute distance where applicable.



Graduate Students, Fall 2020 to Spring 2020-21  
Section 1: All Graduate

Citizenship	Fall 2020		Spring 2020-21			Cohort less dup
	Enrolled	Enrolled	Enrolled	Graduated	Graduated	
	N	col %		row %		
U.S. Citizen	24	91		2.5		
Resident Alien	3	27		7.1		
Non-Resident Alien	5	45	73.8	6	9.8	10
International		3	75.0	1	25.0	4
All		31	79.8	154	125	

154




















Retention of Graduate Students, Fall 2020 to Spring 2020-21  
Section 1a: All Graduate - Main Campus

Living Arrangements	Fall 2020	Spring 2020-21				
	Enrolled	Enrolled	Not Enrolled	Graduated		
						











Retention of Graduate Students, Fall 2020 to Spring 2020-21  
Section 1b: All Graduate - Online

Age Range	Fall 2020		Spring 2020-21						Cohort Less Graduates	Retention Rate
	Enrolled		Enrolled		Not Enrolled		Graduated			
	N	col %	N	row %	N	row %	N	row %		
20-21	8	1	7	87.5	1	12.5	--	--	8	87.5
22-25	81	14	64	79.0	8	9.9	9	11.1	72	88.9
26-30	123	21	95	77.2	15	12.2	13	10.6	110	86.4
31+	370	64	285	77.0	59	15.9	26	7.0	344	82.8
All	582	100	451	77.5	83	14.3	48	8.2	534	84.5



Retention of Graduate Students, Fall 2020 to Spring 2020-21  
Section 1b: All Graduate - Online

Major	Fall 2020		Spring 2020-21				Graduated	Total	%	%
	Enrolled		Enrolled		Not Enrolled					
	N	col %	N	row %	N	row %				
Apologetics	34	6	21	61.8	9	26.5	4	11.8	30	70.0
Business Administe	248	0.000	0.000	0.000	0.000	0.000	1	0.000	0.000	0.000





Retention of Graduate Students, Fall 2020 to Spring 2020-21  
Section 2: New Graduate

Living Arrangements	Fall 2020		Spring 2020-21						Cohort Less Graduates	Retention Rate
	Enrolled		Enrolled		Not Enrolled		Graduated			
	N	col %	N	row %	N	row %	N	row %		
Off Campus	472	97	407	86.2	64	13.6	1	0.2	471	86.4
Residence Hall	13	3	12	92.3	1	7.7	--	--	13	92.3
All	485	100	419	86.4	65	13.4	1	0.2	484	86.6






Retention of Graduate Students, Fall 2020 to Spring 2020-21  
Section 2: New Graduate

Major	Fall 2020		Spring 2020-21						Cohort Less Graduates	Retention Rate
	Enrolled		Enrolled		Not Enrolled		Graduated			
	N	col %	N	row %	N	row %	N	row %		
ADM/CERT/	1	0	1	100.0	--	--	--	--	1	100.0
Liberal Arts w Specialization	1	0	1	100.0	--	--	--	--		





Retention of Graduate Students, Fall 2020 to Spring 2020-21  
Section 2a: New Graduate - Main Campus





Retention of Graduate Students, Fall 2020 to Spring 2020-21  
Section 2a: New Graduate - Main Campus

Major	Fall 2020		Spring 2020-21				Cohort Less Graduates	Retention Rate
	Enrolled		Enrolled		Not Enrolled			
	N	col %	N	row %	N	row %		
Post-Bacc. - w / Certification	5	2	4	80.0	1	20.0	5	80.0
Apologetics	2	1	2	100.0	--	--	2	100.0
Studio Art	13	6	13	100.0	--	--	13	100.0
Biblical Languages	7	3	6	85.7	1	14.3	7	85.7
Biblical Studies Exec. Educational	1	0	1	100.0	--	--	1	100.0
Business Administration	17	8	15	88.2	2	11.8	17	88.2
Classics & Early Christianity	5	2	4	80.0	1	20.0	5	80.0
Entrepreneurial Leadership	1	0	--	--	1	100.0	1	0.0
Christian Counseling	5	2	4	80.0	1	20.0	5	80.0
Christian Leadership	6	3	4	66.7	2	33.3	6	66.7
Clinical Mental Health Counsel	32	15	30	93.8	2	6.3	32	93.8
Christian Psychology	2	1	--	--	2	100.0	2	0.0
Curriculum and Instruction	2	1	1	50.0	1	50.0	2	50.0
Curriculum and Instruc.w/Cert.	7	3	7	100.0	--	--	7	100.0
Creative Writing	2	1	2	100.0	--	--	2	100.0
Divinity	4	2	3	75.0	1	25.0	4	75.0
Educational Administration	1	0	1	100.0	--	--	1	100.0
Bilingual Education	1	0	1	100.0	--	--	1	100.0
Educational Diagnostician	2	1	2	100.0	--	--	2	100.0
Exec. Educational Leadership	9	4	9					

Retention of Graduate Students, Fall 2020 to Spring 2020-21  
 Section 2a: New Graduate - Main Campus


Major	Fall 2020		Spring 2020-21				Cohort Less Graduates	Retention Rate
	Enrolled		Enrolled		Not Enrolled			
	N	col %	N	row %	N	row %		
Psychology	48	23	42	87.5	6	12.5	48	87.5
Reading	6	3	6	100.0	--	--	6	100.0
Screenwriting	4	2	4	100.0	--	--	4	100.0
Theological Studies	1	0	1	100.0	--	--	1	100.0
All	212	100	186	87.7	26	12.3	212	87.7





Retention of Graduate Students, Fall 2020 to Spring 2020-21  
Section 2b: New Graduate - Online

Age Range	Fall 2020		Spring 2020-21						Cohort Graduates	Retention Rate
	Enrolled		Enrolled		Not Enrolled		Administrative Graduates			
	N	col %	N	row %	N	row %	N	row %		
20-21	8	3	7	87.5	1	12.5	--	--	8	87.5
22-25	43	16	40	93.0	3	7.0	--	--	43	93.0
26-30	57	21	51	89.5	6		--2		57	89.5
31+	165	60	135	81.8	29	17.6	1	0.6	164	82.3
<b>272</b>							1	0.4	272	85.7



Retention of Graduate Students, Fall 2020 to Spring 2020-21  
 Section 2b: New Graduate - Online

Major	Fall 2020		Spring 2020-21						Cohort Less Graduates	Retention Rate
	Enrolled		Enrolled		Not Enrolled		Graduated			
	N	col %	N	row %	N	row %	N	row %		
Nursing	86	32	80	93.0	6	7.0	--	--	86	93.0
Theological Studies	13	5	7	53.8	6	46.2	--	--	13	53.8
All	273	100	233	85.3	39	14.3	1	0.4	272	85.7






















Retention of Graduate Students, Fall 2020 to Spring 2020-21  
Section 3a: Continuing Graduate - Main Campus



Less





