

Enrollment and Credit Hour Report
At Census
Enrollment
September 16, 2021

HC and FTE		Fall 2020 as of CENSUS	Fall 2021 as of CENSUS	One Year % Change	Fall 2020 FTE as of CENSUS	Fall 2021 FTE as of CENSUS	One Year % Change FTE
Undergraduate	Total	2,716	2,770	1.99	2,457	2,502	1.82
	Freshman	828	913	10.27	776	857	10.49
	Sophomore	556	566	1.80	513	513	0.02
	Junior	707	601	-14.99	631	539	-14.61
	Senior	617	678	9.89	533	586	9.96
	Non-Degree Seeking	8	12	50.00	4	7	56.00
Post Baccalaureate	Total	17	10	-41.18	14	9	-34.52
	Post Baccalaureate	17	10	-41.18	14	9	-34.52
Graduate Student	Total	1,230	1,340	8.94	709	787	10.99
	Graduate	1,225	1,332	8.73	706	784	11.00
	Non-Degree Seeking	5	8	60.00	3	3	8.33
Total	Total	3,963	4,120	3.96	3,180		

Enrollment and Credit Hour Report
At Census
Student Campus
September 16, 2021



HC and FTE		Fall 2020 HC as of CENSUS	Fall 2021 HC as of CENSUS	One Year % Change	Fall 2020 FTE as of CENSUS	Fall 2021 FTE as of CENSUS	One Year % Change FTE
Undergraduate	Total	2,716	2,770	1.99	2,457	2,502	1.82
	HBU Main Campus	2,399	2,456	2.38	2,314	2,360	1.97
	Online	317	314	-0.95	143	142	-0.58
Post Baccalaureate	Total	17	10	-41.18	14	9	-34.52
	HBU Main Campus	12	9	-25.00	12	9	-27.78
	Online	5	1	-80.00	2	1	-75.00
Graduate Student	Total	1,230	1,340	8.94	709	787	10.99
	HBU Main Campus	648	624	-3.70	425	433	1.67
	Online	582	716	23.02	283	354	24.98
Total	Total	3,963	4,120	3.96	3,180	3,298	3.70

* FTE is calculated as (# FT Students) + (PT Hours/12) for undergrads, and (#FT Students) + (PT Hours/9) for graduate students.

Enrollment and Credit Hour Report
At Census
Graduate Enrollment by Degree, Major, and Concentration
September 16, 2021

			Fall 2020 HC as of CENSUS	Fall 2021 HC as of CENSUS	One Year % Change	Fall 2020 FTE as of CENSUS	Fall 2021 FTE as of CENSUS	One Year % Change FTE
Degree	Major	Concentration						
Total	Total	Total	1,230	1,340	8.94	709	787	10.99
Doctor of Education	Total	Total	123	156	26.83	68	77	13.58
	Exec. Educational Leadership	None	91	91	0.00	51	48	-7.14
	Exec. Mental Health/Human Serv	None	17	48	182.35	6	18	194.55
	Special Education Leadership	None	15	17	13.33	10	11	9.57
Master of Arts	Total	Total	478	597	24.90	289	354	22.52
	Apologetics	Cultural	21	28	33.33	8	12	60.87
		Philosophical	11	17	54.55	5	7	34.69
		None	6	3	-50.00	2	1	-57.14
	Biblical Languages	None	8	6	-25.00	6	5	-17.65

(Continued)



Enrollment and Credit Hour Report
At Census
Graduate Enrollment by Degree, Major, and Concentration
September 16, 2021

	Fall 2021 FTE as of CENSUS	One Year % Change FTE
		

Enrollment and Credit Hour Report
At Census
Graduate Enrollment by Degree, Major, and Concentration
September 16, 2021

Enrollment and Credit Hour Report
 At Census
 Graduate Enrollment by Degree, Major, and Concentration
 September 16, 2021

			Fall 2020 HC as of CENSUS	Fall 2021 HC as of CENSUS	One Year % Change	Fall 2020 FTE as of CENSUS	Fall 2021 FTE as of CENSUS	One Year % Change FTE
Degree	Major	Concentration						
	Divinity	Professional Life Coaching	1	0	-	0	0	



Enrollment and Credit Hour Report
At Census
Graduate Enrollment by Degree, Major, and Concentration
September 16, 2021

			Fall 2020 HC as of CENSUS	Fall 2021 HC as of CENSUS	One Year % Change	Fall 2020 FTE as of CENSUS	Fall 2021 FTE as of CENSUS	One Year % Change FTE	
Degree	Major	Concentration							
Master of Education	Bilingual Education	None	2	0	.	1	0	.	
	Educational Diagnostician	None	7	7	0.00	4	4	-0.00	
	Higher Education	Higher Ed.-Business Management		3	2	-33.33	2	1	-66.67
		Counseling		5	1	-80.00	3	0	-88.89
		Educational Technology		1	1	0.00	0	0	0.00
		Learning, Technology & Design		0	1	.	0	1	.
		None		0	4	.	0	2	.
	Counselor Education	None	3	0	.	2	0	.	
	Prof. School Counseling	None	3	4	33.33	1	2	75.00	
	Reading	None	9	9	0.00	6	6	11.76	

(Continued)

Enrollment and Credit Hour Report
 At Census
 Graduate Enrollment by Degree, Major, and Concentration
 September 16, 2021

			Fall 2020 HC as of CENSUS	Fall 2021 HC as of CENSUS	One Year % Change	Fall 2020 FTE as of CENSUS	Fall 2021 FTE as of CENSUS	One Year % Change FTE
Degree	Major	Concentration						
Master of Fine Arts	Total	Total	41	47	14.63	32	41	25.77
	Studio Art	None	24	30	25.00	24	29	22.22
	Creative Writing	None	9	8	-11.11	5	5	0.00
	Screenwriting	None	8	9	12.50	3	6	100.00
Master of Liberal Arts	Total	Total	6	3	-50.00	5	2	-50.00
	Liberal Arts w Specialization	None	1	0	.	1	0	.
	Liberal Arts	None	5	3	-40.00	4	2	-41.67

(Continued)

Enrollment and Credit Hour Report
At Census
Graduate Enrollment by Degree, Major, and Concentration
September 16, 2021

			Fall 2020 HC as of CENSUS	Fall 2021 HC as of CENSUS	One Year % Change	Fall 2020 FTE as of CENSUS	Fall 2021 FTE as of CENSUS	One Year % Change FTE	
Degree	Major	Concentration							
Master of Science	Total	Total	288	269	-6.60	160	155	-3.53	
	Human Resources Management	None	73	42	-42.47	36	19	-46.65	
	Kinesiology-Spo rt Management	None	24	16	-33.33	14	9	-34.96	
	Learning, Technology & Design	None	8	18	125.00	3	8	212.50	
	Management & Entrepreneursh ip	None	8	9	12.50	4	4	-7.69	
	Nursing	Family Nurse Practitioner		143	165	15.38	86	100	16.49
		None		1	0	.	1	0	.
		PNP - Primary Care		31	19	-38.71	17	14	-14.00

(Continued)



Enrollment and Credit Hour Report
At Census
Graduate Enrollment by Degree, Major, and Concentration
September 16, 2021

			Fall 2020 HC as of CENSUS	Fall 2021 HC as of CENSUS	One Year % Change	Fall 2020 FTE as of CENSUS	Fall 2021 FTE as of CENSUS	One Year % Change FTE	
Degree	Major	Concentration							
Non-Degree Seeking GR	Total	Total	21	20	-4.76	9	10	12.50	
	Undeclared	None	0	1	.	0	1	.	
	Post-Bacc. - w / Certification	All Level Art/Music/ Span/P.E.		1	1	0.00	1	0	-77.78
		Composite Social Studies 7-12		0	1	.	0	1	.
		Curriculum and Instruc. 7-12		2	2	0.00	2	1	-46.67
		Generalist EC-6		4	1	-75.00	2	1	-70.00
		English Language Arts 7-12		1	0	.	0	0	.
		EC-6 Bilingual Ed.w/Int. Cert		0	1	.	0	0	.
		Mid Sch Read/Lang Arts/Eng 4-8		0	1	.	0	1	.

(Continued)

Enrollment and Credit Hour Report
 At Census
 Graduate Enrollment by Degree, Major, and Concentration
 September 16, 2021

			Fall 2020 HC as of CENSUS	Fall 2021 HC as of CENSUS	One Year % Change	Fall 2020 FTE as of CENSUS	Fall 2021 FTE as of CENSUS	One Year % Change FTE
Degree	Major	Concentration						
Non-Degree Seeking GR	Post-Bacc. - w / Certification	Math Studies 7-12	1	0	.	0	0	.
		None	2	2	0.00	1	0	-50.00
	Apologetics	None	2	1	-50.00	1	0	-50.00
	Classical Languages	None	0	1	.	0	0	.
	Entrepreneurial Leadership	None	1	0	.	0		



Enrollment and Credit Hour Report
 At Census
 Student Credit Hours (SCH) by Student Level
 September 16, 2021

	Fall 2020 SCH as of CENSUS	Fall 2021 SCH as of CENSUS	One Year % Change
Student Level			
Undergraduate	35,522	35,272	-0.70
Graduate Student	6,581	7,341	11.55
Total	42,103	42,613	1.21

Enrollment and Credit Hour Report
 At Census
 Undergraduate Student Credit Hours (SCH) by Subject
 September 16, 2021

			Fall 2020 SCH as of CENSUS	Fall 2021 SCH as of CENSUS	One Year % Change	
Level	College					
Undergraduate	Total		35,522	35,272	-0.70	
	No College Designated		2	5	150.00	
		MSCI		2	5	150.00
	College of Arts and Humanities			0	13,957	.
		ART		0	822	.
		CNMA		0	1,007	.
		COMM		0	609	.
		ENGL		0	2,607	.
		FYS		0	2,337	.
		GOVT		0	1,032	.
		HIST		0	1,488	.
		HNRS		0	1,140	.
		MUSI		0	826	.
		ONLN		0	138	.
		PHIL		0	1,311	.
SOCI			0	120	.	
SPAN		0	351	.		

(Continued)

Enrollment and Credit Hour Report
 At Census
 Undergraduate Student Credit Hours (SCH) by Subject
 September 16, 2021


			Fall 2020 SCH as of CENSUS	Fall 2021 SCH as of CENSUS	One Year % Change
Level	College				
Undergraduate	School of Humanities		10,820	0	.
		COMM	837	0	.
		ENGL	2,448	0	.
		FYS	1,842	0	.
		GOVT	1,206	0	.
		HIST	1,485	0	.
		HNRS	925	0	.
		HONR	3	0	.
		ONLN	138	0	.
		PHIL	1,375	0	.
		SOCI	165	0	.
		SPAN	396	0	.
	College of Education and Behavioral Scie		3,564	4,355	22.19
		EDBI	102	93	-8.82
		EDRE	192	132	-31.25
		EDSP	87	171	96.55
		EDUC	259	373	44.02

(Continued)



Degree

Doctor of Education 1990



Enrollment and Credit Hour Report
 At Census
 Graduate Student SCH by Program and Course Level
 September 16, 2021

			Course Level			
			Undergraduate		Graduate Student	
			Fall 2020	Fall 2021	Fall 2020	Fall 2021
			SCH	SCH	SCH	SCH
Degree	Major	Concentration				
Master of Arts	Christian Leadership	Marriage and Family Studies	.	.	3	3
		None	.	.	96	63
		Practical Theology	.	.	.	21
	Clinical Mental Health Counsel	None	.	.	864	1,251
		Marriage and Family	.	.	.	12
	Christian Psychology	None	.	.	42	45
	History	None	.	.	54	66
	Human Services Counseling	Professional Life Coaching	.	.	12	21
		Marriage and Family Studies	.	.	9	3
		None	.	.	9	6

Enrollment and Credit Hour Report
 At Census
 Graduate Student SCH by Program and Course Level
 September 16, 2021

			Course Level			
			Undergraduate		Graduate Student	
			Fall 2020	Fall 2021	Fall 2020	Fall 2021
			SCH	SCH	SCH	SCH
Degree	Major	Concentration				
Master of Arts	Philosophy	None	.	.	55	48
	Psychology	Licensed Spec. School Psyc.	.	.	339	87
		Licensed Spec Respecialization	.	.	25	3
		None	.	.	302	248
		Specialist in School Psyc.	.	.	102	477
	Theological Studies	Biblical Languages	.	.	.	24
		Biblical Studies	.	.	.	27
		Entrepreneurial Leadership	.	.	.	13
		Marriage and Family Studies	.	.	.	3
		None	.	.	145	78
		Theological Studies	.	.	.	21

(Continued)

Enrollment and Credit Hour Report
At Census
Graduate Student SCH by Program and Course Level
September 16, 2021

			Course Level			
			Undergraduate		Graduate Student	
			Fall 2020	Fall 2021	Fall 2020	Fall 2021
			SCH	SCH	SCH	SCH
Degree	Major	Concentration				
Master of Divinity	Biblical Studies	Biblical Languages Track	.	.	12	.
	Divinity	Professional Life Coaching	.	.	3	.
		Biblical Languages Track	.	.	103	105
		English Language Track	.	.	55	83
		None	.	.	38	78
Master of Education	Curr. and Instruc.w/Spec.in IT	None	.	.	18	.
	Curriculum and Instruction	None	.	70	101	331.
	Curriculum and Instruc.w/Cert.	All Level Art/Music/Span/P.E.	.	.	.	21
		Curriculum and Instruc. 7-12	.	.	32	27
		Generalist EC-6	.	.	91	97



Enrollment and Credit Hour Report
 At Census
 Graduate Student SCH by Program and Course Level
 September 16, 2021

			Course Level				
			Undergraduate		Graduate Student		
			Fall 2020	Fall 2021	Fall 2020	Fall 2021	
			SCH	SCH	SCH	SCH	
Degree	Major	Concentration					
Non-Degree Seeking GR	Licensed Spec. School Psyc.	None		.	.	5	9
All			3	9	6,578	7,332	

Enrollment and Credit Hour Report
At Census
Graduate Student Enrollment by Program and Campus
September 16, 2021

[Redacted]		
[Redacted]	[Redacted]	[Redacted]
[Redacted]	[Redacted]	[Redacted]
[Redacted]	[Redacted]	[Redacted]

[Redacted]	
[Redacted]	[Redacted]
[Redacted]	[Redacted]

Enrollment and Credit
 At Cens
 Graduate Student Enrollment by
 September 1



Fall 2021

				Fa	HC as of	HC as of	Year %	of	of	Change
				CENSUS	CENSUS	Change	CENSUS	CENSUS	SCH	
Degree	Major	Concentration	Campus							
Master of Arts	Apologetics	Cultural	HBU Main Campus	1	4	300.00	3	24	700.00	
			Online	20	24	20.00	66	87	31.82	
	Philosophical	None	HBU Main Campus	3	6	100.00	23	33	43.48	
			Online	8	11	37.50	27	33	22.22	
	Biblical Languages	None	HBU Main Campus	1	0	.	6	0	.	
			Online	5	3	-40.00	15	9	-40.00	
				HBU Main Campus	8	6	-25.00	51	42	



Enrollment and Credit Hour Report
At Census
Graduate Student Enrollment by Program and Campus
September 16, 2021

				Fall 2020 HC as of CENSUS	Fall 2021 HC as of CENSUS	One Year % Change	Fall 2020 SCH as of CENSUS	Fall 2021 SCH as of CENSUS	One Year % Change SCH
Degree	Major	Concentration	Campus						
Master of Arts	Christian Counseling	Addiction and Recovery Studies	Online	0	1	.	0	3	.
		Professional Life Coaching	Online	1	0	.	3	0	.
		None	HBU Main Campus	15	18	20.00	99	132	33.33
			Online	6	1	-83.33	21	3	-85.71
	Christian Leadership	Marriage and Family Studies	Online	1	1	0.00	3	3	0.00
		None	HBU Main Campus	14	8	-42.86	75	46	-38.67
			Online	6	5	-16.67	21	17	-19.05
		Practical Theology	HBU Main Campus	0	2	.	0	18	.
			Online	0	1	.	0	3	.

(Continued)

Enrollment and Credit Hour Report
At Census
Graduate Student Enrollment by Program and Campus
September 16, 2021



				Fall 2020 HC as of CENSUS	Fall 2021 HC as of CENSUS	One Year % Change	Fall 2020 SCH as of CENSUS	Fall 2021 SCH as of CENSUS	One Year % Change SCH
Degree	Major	Concentration	Campus						
Master of Arts	Clinical Mental Health Counsel	None	HBU Main Campus	90	90	0.00	600	624	4.00
			Online	60	130	116.67	264	627	137.50
		Marriage and Family	Online	0	2	.	0	12	.
	Christian Psychology	None	HBU Main Campus	7	6	-14.29	42	45	7.14
	History	None	HBU Main Campus	9	10	11.11	54	66	22.22
	Human Services Counseling	Professional Life Coaching	Online	2	5	150.00	12	21	75.00
		Marriage and Family Studies	Online	2	1	-50.00	9	3	-66.67
		None	Online	2	1	-50.00	9	6	-33.33
		Human Sexuality	Online	1	2	100.00	6	6	0.00
		Marriage and Family	Online	2	12	500.00	9	36	300.00



(Continued)



Enrollment and Credit Hour Report
At Census
Graduate Student Enrollment by Program and Campus
September 16, 2021



				Fall 2020 HC as of CENSUS	Fall 2021 HC as of CENSUS	One Year % Change	Fall 2020 SCH as of CENSUS	Fall 2021 SCH as of CENSUS	One Year % Change SCH	
Degree	Major	Concentration	Campus							
Master of Arts	Counseling	None	HBU Main Campus	3	1	-66.67	15	3	-80.00	
	Intercultural Studies	None	Online	2	0	.	9	0	.	
	Marriage and Family Therapy	None	HBU Main Campus	12	14	16.67	84	96	14.29	
			Online	26	40	53.85	126	183	45.24	
	Philosophy	None	HBU Main Campus	7	7	0.00	55	48	-12.73	
	Psychology	Licensed Spec. School Psyc.		HBU Main Campus	59	29	-50.85	339	87	-74.34
		Licensed Spec Respecialization		HBU Main Campus	5	3	-40.00	25	3	-88.00
		None		HBU Main Campus	45	37	-17.78	302	248	-17.88
		Specialist in School Psyc.		HBU Main Campus	16	65	306.25	102	477	367.65

(Continued)









Enrollment and Credit Hour Report
 At Census
 Graduate Student Enrollment by Program and Campus
 September 16, 2021

				Fall 2020 HC as of CENSUS	Fall 2021 HC as of CENSUS	One Year % Change	Fall 2020 SCH as of CENSUS	Fall 2021 SCH as of CENSUS	One Year % Change SCH
Degree	Major	Concentration	Campus						

Enrollment and Credit Hour Report
At Census
Graduate Student Enrollment by Program and Campus
September 16, 2021

				Fall 2020 HC as of CENSUS	Fall 2021 HC as of CENSUS	One Year % Change	Fall 2020 SCH as of CENSUS	Fall 2021 SCH as of CENSUS	One Year % Change SCH	
Degree	Major	Concentration	Campus							
Master of Education	Higher Education	Higher Ed.-Business Management	HBU Main Campus	2	0	.	12	0	.	
			Online	1	2	100.00	6	6	0.00	
		Counseling	Online	5	1	-80.00	27	3	-88.89	
		Educational Technology	HBU Main Campus	1	0	.	3	0	.	
			Online	0	1	.	0	3	.	
		Learning, Technology & Design	HBU Main Campus	0	1	.	0	6	.	
		None	HBU Main Campus	0	1	.	0	3	.	
			Online	0	3	.	0	14	.	
		Counselor Education	None	HBU Main Campus	3	0	.	15	0	.
		Prof. School Counseling	None	HBU Main Campus	3	4	33.33	12	21	75.00
	Reading	None	HBU Main Campus	9	9	0.00	54	60	11.11	

(Continued)

Enrollment and Credit Hour Report
 At Census
 Student Enrollment by Program and Campus
 September 16, 2021

	Fall 2020 HC as of CENSUS	Fall 2021 HC as of CENSUS	One Year % Change	Fall 2020 SCH as of CENSUS	Fall 2021 SCH as of CENSUS	One Year % Change SCH
Campus						
HBU M Campus	41		63	429	516	20.28
HBU M Campus	24	30	00	354	414	16.95
HBU M Campus	9	8	11			



Enrollment and Credit Hour Report
At Census
Graduate Student Enrollment by Program and Campus
September 16, 2021

				Fall 2020 HC as of CENSUS	Fall 2021 HC as of CENSUS	One Year % Change	Fall 2020 SCH as of CENSUS	Fall 2021 SCH as of CENSUS	One Year % Change SCH
Degree	Major	Concentration	Campus						
Master of Science	Human Resources Management	None	HBU Main Campus	24	16	-33.33	120	67	-44.17
			Online	49	26	-46.94	211	108	-48.82
	Kinesiology-Sp ort Management	None	HBU Main Campus	9	8	-11.11	48	45	-6.25
			Online	15	8	-46.67	75	35	-53.33
	Learning, Technology & Design	None	Online	8	18	125.00	24	75	212.50
	Management & Entrepreneurs hip	None	HBU Main Campus	2	1	-50.00	9	3	-66.67
			Online	6	8	33.33	30	33	10.00

(Continued)

Enrollment and Credit Hour Report
 At Census
 Graduate Student Enrollment by Program and Campus
 September 16, 2021

				Fall 2020 HC as of CENSUS	Fall 2021 HC as of CENSUS	One Year % Change	Fall 2020 SCH as of CENSUS	Fall 2021 SCH as of CENSUS	One Year % Change SCH
Degree	Major	Concentration	Campus						
	Nursing	Family Nurse Practitioner	Online	143	165	15.38	770	897	



Enrollment and Credit Hour Report
 At Census
 Graduate Student Enrollment by Program and Campus
 September 16, 2021

				Fall 2020 HC as of CENSUS	Fall 2021 HC as of CENSUS	One Year % Change	Fall 2020 SCH as of CENSUS	Fall 2021 SCH as of CENSUS	One Year % Change SCH
Degree	Major	Concentration	Campus						
Non-Degree Seeking GR	Professional Life Coaching	None	Online	0	1	.	0	3	.
	ADM/CERT/	None	Online	1	1	0.00	1	3	200.00
	Licensed Prof. Counselor	None	HBU Main Campus	1	3	200.00	3	15	400.00
	Licensed Spec. School Psyc.	None	HBU Main Campus	3	1	-66.67	5	9	80.00

Enrollment and Credit Hour Report
 At Census
 Student Credit Hours (SCH) by Schedule Type
 September 16, 2021

			Fall 2020 SCH as of CENSUS	Fall 2021 SCH as of CENSUS	One Year % Change
Level	College				
Undergraduate	Total	Total	35,522	35,272	-0.70
	No College Designated	Total	2	5	150.00
		Lecture	2	5	150.00
	College of Arts and Humanities	Total	0	13,957	.
		Lab	0	41	.
		Online-Hybrid	0	42	.
		Independent Study	0	22	.
		Lecture	0	12,591	.
		Internship	0	19	.
		Online 100%	0	1,242	.
	Dunham College of Business	Total	3,309	3,225	-2.54
		Lecture	2,625	2,343	-10.74
		Internship	6	3	-50.00
		Online 100%	678	879	29.65

(Continued)

Enrollment and Credit Hour Report
At Census
Student Credit Hours (SCH) by Schedule Type
September 16, 2021

			Fall 2020 SCH as of CENSUS	Fall 2021 SCH as of CENSUS	One Year % Change
Level	College				
Undergraduate	School of Christian Thought	Total	2,614	3,017	15.42
		Online-Hybrid	3	0	.
		Independent Study	3	3	0.00
		Lecture	1,915	2,375	24.02
		Online 100%	693	639	-7.79
	College of Science and Engineering	Total	6,807	6,831	0.35
		Lab	0	0	.
		Lecture	6,624	6,660	0.54
		Online 100%	183	171	-6.56
	School of Fine Arts	Total	2,421	0	.
		Lab	0	0	.
		Lecture	2,244	0	.
		Internship	9	0	.
		Online 100%	168	0	.

(Continued)

Enrollment and Credit Hour Report
 At Census
 Student Credit Hours (SCH) by Schedule Type
 September 16, 2021

			Fall 2020 SCH as of CENSUS	Fall 2021 SCH as of CENSUS	One Year % Change
Level	College				
Undergraduate	School of Humanities	Total	10,820	0	.
		Lab	0	0	.
		Online-Hybrid	153	0	.
		Independent Study	21	0	.
		Lecture	9,620	0	.
		Online 100%	1,026	0	.
	College of Education and Behavioral Scie	Total	3,564	4,355	22.19
		Online-Hybrid	0	48	.
		Lecture	2,754	3,225	17.10
		Online 100%	810	1,082	33.58
	School of Nursing and Allied Health	Total	5,985	3,882	-35.14
		Lab	0	0	.
		Online-Hybrid	90	60	-33.33
		Lecture	5,274	3,477	-34.07
		Online 100%	621	345	-44.44

(Continued)

Enrollment and Credit Hour Report
At Census
Student Credit Hours (SCH) by Schedule Type
September 16, 2021

			Fall 2020 SCH as of CENSUS	Fall 2021 SCH as of CENSUS	One Year % Change
Level	College				
Graduate Student	College of Science and Engineering	Total	0	8	.
		Lab	0	0	.
		Lecture	0	8	.
	School of Fine Arts	Total	408	0	.
		Online-Hybrid	3	0	.
		Lecture	405	0	.
	School of Humanities	Total	190	0	.
		Online-Hybrid	6	0	.
		Lecture	184	0	.
	College of Education and Behavioral Scie	Total	3,373	3,929	16.48
		Online-Hybrid	327	276	-15.60
		Independent Study	16	3	-81.25
		Lecture	1,771	1,717	-3.05
		Internship	13	24	84.62
Online 100%		1,246	1,909	53.21	

(Continued)

Enrollment and Credit Hour Report
At Census

Enrollment and Credit Hour Report
 At Census
 Business and Education Leveling Courses by Schedule Type
 September 16, 2021

		Fall 2020				
		Schedule Type				All
		Online-Hybrid	Lecture	Internship	Online 100%	
		Hours	Hours	Hours	Hours	Hours
College	Course Type					
Business	HRM-MS	18	6	.	252	276
	HRM-MS Leveling	.	.	.	55	

Enrollment and Credit Hour Report
 At Census
 Business and Education Leveling Courses by Schedule Type
 September 16, 2021

		Fall 2021				
		Schedule Type				All
		Online-Hybrid	Lecture	Internship	Online 100%	
		Hours	Hours	Hours	Hours	Hours
College	Course Type					
Business	HRM-MS	.	24	.	111	13524

Enrollment and Credit Hour Report
 At Census
 Business Leveling Courses by Student Campus
 September 16, 2021

		Fall 2020				Fall 2021			
		Schedule Type			All	Schedule Type			All
		Online-Hy brid	Lecture	Online 100%		Online-Hy brid	Lecture	Online 100%	
		Hours	Hours	Hours	Hours	Hours	Hours	Hours	
Course Type	Student Campus								
MBA Leveling	HBU Main Campus	.	.	22	22	.	.	52	52
	Online	.	.	59	59	.	.	56	56
	All	.	.	81	81	.	.	108	108
All		129	12	684	825	33	240	523	796

Enrollment and Credit Hour Report
At Census
Graduate Cohort Enrollment by Degree
September 16, 2021

		Fall 2020 as of CENSUS	Fall 2021 as of CENSUS	One Year % Change	Fall 2020 SCH as of CENSUS	Fall 2021 SCH as of CENSUS	One Year % Change SCH
Degree							
Total		167	137	-17.96	834	757	-9.23
Master of Divinity		40	37	-7.50	211	266	26.07
	Cohort	1	0	.	4	0	.
	On Campus	29	24	-17.24	171	201	17.54
	Online	10	13	30.00	36	65	80.56
Master of Education		127	100	-21.26	623	491	-21.19
	Cohort	10	0	.	70	0	.
	On Campus	67	54	-19.40	366	329	-10.11
	Online						

