

KT" Tgrqtv" Ugtkgu"

Xqn0" 444." Pq0" 225"

Ugrvgo dgt" 46.4244"

3 U R I L O H R I 7 U D Q V I H U 6 W X G H Q W V
) D O O D Q G) D O O

Vjku" tgrqtv" eqpvckpu" fgoqitcrjke" cpf" cecfgoke" kphqto cvkqp" hqt" vtcpuhi

" Itqw

t"

Fcvcku" rtgugpv³ uhgt" uvwfgpvu" ctg" hgo cng." cpf" ukzv{/gkijv" rgtegpv"*386+"
gpvu" ykvj" c" Dcrvkuv" tgnki kqwu" chhknkcvkqp" o cmg" wr" ugxgpggp" rgtegpv"*64+"

+jcxg" Vgzcu" cu" vjgkt" uvcvg" qh" rgt o cpgpv" cfftguu0" Gkijv{/pkpg" rgtegpv"
gtegpv" vtcpuhgttgf" htq o "Vgzcu" eqmngigu." ykvj" 36 ' "eqokpi" htq o "cp" kp/
vcvg" yq" {gct" uejqn0"

Pwtukpi." yjkn" gkijvggp" rgtegpv" fgenctgf" Ru{ejqni" {0"

) D O O

Vjg" vtcpuhgt" uvwfgpvu" qh" Hcn" 4244" kpenwfgf" 495" uvwfgpvu" yjq" gpvgtgf" vjg" Wpkxgtukv{"kp" Uwo o gt" 4244" qt" Hcn" 42440""
Fgoqitcrjkecn{." pgctn{"ukzv{/qpg" rgtegpv"*388+" qh" vjg" pgy" vtcpuhgt" uvwfgpvu" ctg" hgo cng." cpf" ukzv{/ukz" rgtegpv"*3: 2+"
ctg" htq o "tceken" qt" gvjple" okpqtkv{"itqwr0"" Uvwfgpvu" ykvj" c" Dcrvkuv" tgnki kqwu" chhknkcvkqp" o cmg" wr" gkijvggp" rgtegpv"*6: +"
qh" vjg" itqwr0""

Hqt" uvwfgpvu" ykvj" mpqyp" cfftgugu." 45: "*" : 904 ' +jcxg" Vgzcu" cu" vjgkt" uvcvg" qh" rgt o cpgpv" cfftguu0" Pkpgv{/vjtg" rgtegpv"
qh" vjg" uvwfgpvu" ctg" W0U0" ekv|gpu0"" Ugxgpv{/qpg" rgtegpv" vtcpuhgttgf" htq o "Vgzcu" eqmngigu." ykvj" 39 ' "eqokpi" htq o "cp" kp/

Profile of Transfer Students, Fall 2021 and Fall 2022
Main Campus - Demographic Information

Main Campus - Sex	Fall 2021		Fall 2022	
	#	%	#	%
Male	72	46.5	83	53.2
Female	83	53.5	73	46.8
Total	155	100.0	156	100.0

Main Campus - Age Range	Fall 2021		Fall 2022	
	#	%	#	%
< 23	112	72.3	123	78.8
23-25	15	9.7	11	7.1
26-29	11	7.1	10	6.4
30 +	17	11.0	12	7.7
Total	155	100.0	156	100.0

Main Campus - Minority Status	Fall 2021		Fall 2022	
	#	%	#	%
Minority	104	67.1	102	65.4
Non-Minority	51	32.9	54	34.6
Total	155	100.0	156	100.0

Profile of Transfer Students, Fall 2021 and Fall 2022
Main Campus - Demographic Information

Main Campus - Citizenship Status	Fall 2021		Fall 2022	
	#	%	#	%
U.S. Citizen	131	84.5	139	89.1
Resident Alien	4	2.6	7	4.5
Non-Resident	1	0.6	1	0.6
International	19	12.3	9	5.8
Total	155	100.0	156	100.0

Main Campus - Social/Ethnic Group*	Fall 2021		Fall 2022	
	#	%	#	%
African American/Black	47	30.3	47	30.1
Asian	10	6.5	5	3.2
White	45	29.0	53	34.0
Two or More Races	8	5.2	6	3.8
Ethnicity Unknown	8	5.2	1	0.6
Total	155	100.0	156	100.0

Main Campus - Other Demographic Information	Fall 2021		Fall 2022	
	#	%	#	%


Main Campus - Country of Citizenship

Profile of Transfer Students, Fall 2021 and Fall 2022
 Main Campus - Demographic Information

Main Campus - State of Permanent Address		Fall 2021		Fall 2022	
		#	%	#	%
Arizona		1	0.6	.	

Profile of Transfer Students, Fall 2021 and Fall 2022
 Main Campus - Demographic Information

Main Campus - Religious Affiliation	Fall 2021		Fall 2022	
	#	%	#	%
Anglican-Church of England	1	0.6	1	0.6
Assembly of God	1	0.6	1	0.6
Baptist	36	23.2	42	26.9
Buddhist	1	0.6	.	.
Catholic	24	15.5	17	10.9
Church of Christ	4	2.6	3	1.9
Church of God	2	1.3	3	1.9
Disciples of Christ (Christian	15	9.7	14	9.0
Eastern Orthodox	1	0.6	1	0.6
Episcopalian	4	2.6	1	0.6
Evangelical Free Church	2	1.3	3	1.9
Lutheran	2	1.3	1	0.6
Methodist	9	5.8	.	.
Moslem (Islam, Muslim)	2	1.3	1	0.6
No Preference	8	5.2	13	8.3
Non-denominational	19	12.3	28	17.9
Other	5	3.2	4	2.6
Presbyterian	5	3.2	3	1.9
Seventh Eesbyterian	1	0.6	.	.



Profile of Transfer Students, Fall 2021 and Fall 2022
 Main Campus - Demographic Information

Main Campus - Prior College Type of New Transfers	Fall 2021		Fall 2022	
	#	%	#	%
Out of State, 4 Year	22	14.2	24	15.4
In State, 4 Year	23	14.8	25	16.0
In State, 2 Year	89	57.4	91	58.3
Out of State, 2 Year	11	7.1	10	6.4
Out of State, Ukwn	2	1.3	3	1.9
Unknown, 4 Year	7	4.5	3	1.9
Unknown, Ukwn	1	0.6	.	.
Total	155	100.0	156	100.0

Main Campus Academic Information

Main Campus - Full/Part-Time Status	Fall 2021		Fall 2022	
	#	%	#	%
Full-Time	120	77.4	1308	61.04
			462	20.48
			114	5.26
			665	30.66


|

|

_____ | #

|

2022



Profile of Transfer Students, Fall 2021 and Fall 2022
 Main Campus Academic Information

Main Campus - First Major	Fall 2021		Fall 2022	
	#	%	#	%
Accounting	2	1.3	4	2.6
Biblical Languages	1	0.6	.	

Profile of Transfer Students, Fall 2021 and Fall 2022
 Main Campus Academic Information

Main Campus - First Major	Fall 2021		Fall 2022	
	#	%	#	%
Management	6	3.9	1	0.6
Marketing	1	0.6	7	4.5
Mass Media Arts	1	0.6	.	.
Mathematics	1	0.6	4	2.6
Mathematics 7-12 w/ESL	.	.	1	0.6
Medical Humanities	.	.	1	0.6
Music	2	1.3	3	1.9
Music Performance-Piano	2	1.3	.	.

100% Online - Sex	Fall 2021	
-------------------	-----------	--

Profile of Transfer Students, Fall 2021 and Fall 2022
 100% Online - Demographic Information

100% Online - Citizenship Status	Fall 2021		Fall 2022	
	#	%	#	%
U.S. Citizen	83	96.5	115	98.3
Resident Alien	3	3.5	1	0.9
Non-Resident Alien	.	.	1	0.9
Total	86	100.0	117	100.0

100% Online - Racial/Ethnic Group*	Fall 2021		Fall 2022	
	#	%	#	%
African American/Black	35	40.7	38	32.5
American Indian or Alaskan Native	.	.	1	0.9
Asian	1	1.2	1	0.9
Hispanic	23	26.7	33	28.2
Native Hawaiian or Pacific Islander	1	1.2	1	0.9
White	24	27.9	30	25.6
Two or More Races	.	.	4	3.4
Ethnicity Unknown	2	2.3	9	7.7
Total	86	100.0	117	100.0

100% Online - Racial/Ethnic Group - Non-Resident Aliens Partitioned*	Fall 2021		Fall 2022	
	#	%	#	%
African American/Black	35	40.7	38	32.5
American Indian or Alaskan Native	.	.	1	0.9
Asian	1	1.2	1	0.9
Hispanic	23	26.7	33	28.2
Native Hawaiian or Pacific Islander	1	1.2	1	0.9
White	24	27.9		

Profile of Transfer Students, Fall 2021 and Fall 2022
 100% Online - Demographic Information

100% Online - Country of Citizenship	Fall 2021		Fall 2022	
	#	%	#	%
Nigeria	.	.	1	0.9
United States	82	95.3	115	98.3
Unknown	4	4.7		

Profile of Transfer Students, Fall 2021 and Fall 2022
 100% Online - Demographic Information

100% Online - State of Permanent Address	Fall 2021		Fall 2022	
	#	%	#	%
Alabama	.	.	1	0.9
Florida	.	.	1	0.9
Georgia	1	1.2	.	.
Hawaii	1	1.2	.	.
Illinois	1	1.2	2	1.7
Indiana	2	2.3	.	.
Kentucky	.	.	1	0.9
Louisiana	.	.	3	2.6
Michigan	1	1.2	.	.
North Carolina				

Profile of Transfer Students, Fall 2021 and Fall 2022
 100% Online - Demographic Information

100% Online - Prior College Type of New Transfers	Fall 2021		Fall 2022	
	#	%	#	%
Unknown	9	10.5	4	3.4
In State, 4 Year	16	18.6	22	18.8
Out of State, 4 Year	16	18.6	19	16.2
In State, 2 Year	39	45.3	56	47.9
Out of State, 2 Year	4	4.7	9	7.7
Unknown, 4 Year	2	2.3	1	0.9
Out of State, Ukwn

Profile of Transfer Students, Fall 2021 and Fall 2022
 100% Online Academic Information

100% Online - Full/Part-Time Status	Fall 2021		Fall 2022	
	#	%	#	%
Full-Time	2	2.3	.	.
Part-Time	84	97.7	117	100.0
Total	86	100.0	117	100.0

100% Online - Average Credit Hour Load*	Fall 2021		Fall 2022	
	#	Average	#	Average
College of Arts and Humanities	18	5.5	28	5.8
School of Christian Thought	15	5.6	17	5.1
Dunham College of Business	12	4.8	30	5.7
College of Education/Beh Sci	35	5.7	38	5.5
School of Nursing and Allied Health	6	3.2	4	3.0
Total	86	5.3	117	5.5

100% Online - Program of Study	Fall 2021		Fall 2022	
	#	%	#	%
BS in Nursing	6	7.0	4	3.4
Bachelor of Arts	74	86.0	97	82.9
Bachelor of Business Admin.	6	7.0	16	13.7
Total	86	100.0	117	100.0

Profile of Transfer Students, Fall 2021 and Fall 2022
 100% Online Academic Information

100% Online - Classification	Fall 2021		Fall 2022	
	#	%	#	%
Freshman	27	31.4	26	22.2
Sophomore	24	27.9	39	33.3
Junior	22	25.6	34	29.1
Senior	13	15.1	18	15.4
Total	86	100.0	117	100.0

Profile of Transfer Students, Fall 2021 and Fall 2022
 100% Online Academic Information

100% Online - First Major	Fall 2021		Fall 2022	
	#	%	#	%
Biblical Studies	12	14.0	10	8.5
Criminal Justice	7	8.1	12	10.3
General Business	6	7.0	14	12.0
Interdisciplinary Stds-Non Ed	11	12.8	16	13.7
International Business	.	.	1	0.9
Management	6	7.0	12	10.3
Marketing	.	.	3	2.6
Nursing - RN/BSN	6	7.0	4	3.4
Psychology	35	40.7	38	32.5
Theological Studies	3	3.5	7	6.0
Total	86	100.0	117	100.0

Profile of Transfer Students, Fall 2021 and Fall 2022
 Total - Demographic Information

Total - Sex	Fall 2021		Fall 2022	
	#	%	#	%
Male	93	38.6	107	39.2
Female	148	61.4	166	<u>60.8</u>


Total Total - Sex

Profile of Transfer Students, Fall 2021 and Fall 2022
 Total - Demographic Information

Total - Citizenship Status	Fall 2021		Fall 2022	
	#	%	#	%
U.S. Citizen	214	88.8	254	93.0
Resident Alien	7	2.9	8	

Profile of Transfer Students, Fall 2021 and Fall 2022
Total - Demographic Information

Total - Country of Citizenship	Fall 2021		Fall 2022	
	#	%	#	%
Australia	1	0.4	.	.



Profile of Transfer Students, Fall 2021 and Fall 2022
 Total - Demographic Information

Total - State of Permanent Address	Fall 2021		Fall 2022	
	#	%	#	%
Alabama	.	.	1	0.4
Arizona	1	0.4	.	.
California	3	1.2	3	1.1
Colorado	1	0.4	1	0.4
Florida	.	.	3	1.1
Georgia	1	0.4	3	

Profile of Transfer Students, Fall 2021 and Fall 2022
 Total - Demographic Information

Total - County of Permanent Address (Texas)	Fall 2021		Fall 2022	
	#	%	#	%
Lamar	.	.	1	0.4
Liberty	1	0.5	.	.
Midland	1	0.5	.	.
Montgomery	8	3.8	6	

Profile of Transfer Students, Fall 2021 and Fall 2022
 Total - Demographic Information

Total - Religious Affiliation	Fall 2021		Fall 2022	
	#	%	#	%
Anglican-Church of England	1	0.4	1	0.4
Assembly of God	1	0.4	2	0.7
Baptist	42	17.4	48	17.6
Buddhist	1	0.4	.	.
Catholic	26	10.8	19	7.0
Church of Christ	6	2.5	3	1.1
Church of God	2	0.8	3	1.1
Disciples of Christ (Christian	15	6.2	15	5.5
Eastern Orthodox	1	0.4	1	0.4
Episcopalian	4	1.7	1	0.4
Evangelical Free Church	2	0.8	4	1.5
Lutheran	2	0.8	2	0.7
Methodist	9	3.7	.	.
Moslem (Islam, Muslim)	2	0.8	1	0.4
No Preference	8	3.3	14	5.1
Non-denominational	22	9.1	30	11.0
Other	5	2.1	4	1.5
	5	2.1	3	1.1
	1	0.4	.	.

Profile of Transfer Students, Fall 2021 and Fall 2022
 Total - Demographic Information

Total - Prior College Type of New Transfers	Fall 2021		Fall 2022	
	#	%	#	%
Out of State, 4 Year	38	15.8	43	15.8
In State, 4 Year	39	16.2	48	17.6
Unknown	9	3.7	4	1.5
In State, 2 Year	128	53.1	146	53.5
Out of State, 2 Year	15	6.2	19	7.0
Out of State, Ukwn	2	0.8	9	3.3
Unknown, 4 Year	9	3.7	4	1.5
Unknown, Ukwn	1	0.4	.	.
Total	241	100.0	273	100.0

Profile of Transfer Students, Fall 2021 and Fall 2022
 Total Academic Information

Total - Classification	Fall 2021		Fall 2022	
	#	%	#	%
Freshman	54	22.4	45	16.5
Sophomore	70	29.0	108	39.6
Junior	91	37.8	92	33.7
Senior	25	10.4	28	10.3
Non-Degree Seeking	1	0.4	.	.
Total	241	100.0	273	100.0

