

,5 5HSRUW 6HULHV 9RO 1R 6HSWHPEHU

5HWHQWLRQ RI 8QGHUJUDGXDWH 6WXG
)DOO WR)DOO

([HFXWLYH 6XPPDU\

7KLV UHSR ~~WK HWHQER~~ ROOPHQW SD ~~GWG~~ ~~WQ~~ ~~ORHG~~ ~~Q~~ ~~GWK~~ ~~UD~~ ~~G~~ ~~X~~ ~~D~~ ~~W~~ ~~H~~ ~~8~~ ~~W~~ ~~K~~ ~~H~~ ~~D~~ ~~Q~~ ~~Q~~ ~~H~~ ~~W~~ ~~H~~ ~~P~~ ~~X~~ ~~Z~~ ~~H~~ ~~O~~ ~~R~~ ~~N~~ ~~D~~ ~~V~~ ~~V~~ ~~L~~ ~~H~~ ~~Q~~ ~~H~~ ~~G~~ ~~R~~ ~~O~~ ~~R~~ ~~N~~ ~~O~~ ~~R~~ ~~H~~ ~~G~~ ~~D~~ ~~G~~ ~~X~~ ~~B~~ ~~Y~~ ~~D~~ ~~H~~ ~~O~~ ~~G~~ 7KR VH
FODVVLILHG DV JUDGXDWHG UHF ~~SLYLHG~~ ~~V~~ ~~K~~ ~~P~~ ~~R~~ ~~H~~ ~~U~~ ~~G~~ ~~H~~ ~~J~~ ~~H~~ ~~U~~ ~~W~~ ~~E~~ ~~K~~ ~~O~~ ~~D~~ ~~O~~)DOO
IROORZ ORRN DWK ~~WR~~ ~~R~~ ~~N~~ ~~D~~ ~~S~~ ~~E~~ ~~R~~ ~~H~~ ~~U~~ ~~W~~ ~~Y~~ ~~E~~ ~~I~~ ~~V~~ ~~M~~ ~~O~~ ~~C~~ ~~X~~ ~~D~~ ~~G~~ ~~X~~ ~~D~~ ~~W~~ ~~H~~ ~~V~~ QHZ IUHV
IUHVKPHQ ZKR ZH ~~U~~ ~~H~~ ~~G~~ ~~S~~ ~~I~~ ~~R~~ ~~W~~ ~~I~~ ~~N~~ ~~G~~ ~~R~~ ~~O~~ ~~O~~ ~~G~~ ~~H~~ ~~Z~~ ~~O~~ ~~U~~ ~~X~~ ~~D~~ ~~G~~ ~~H~~ ~~I~~ ~~U~~ ~~U~~ ~~D~~ ~~G~~ ~~X~~ ~~D~~ ~~W~~ ~~H~~ ~~V~~ QH
DQ ~~G~~ ~~H~~ ~~Z~~ ~~U~~ ~~D~~ ~~Q~~ ~~W~~ ~~I~~ ~~X~~ ~~I~~ ~~D~~ ~~H~~ ~~U~~ ~~W~~ ~~V~~ ~~G~~ ~~K~~ ~~L~~ ~~Y~~ ~~U~~ ~~L~~ ~~G~~ ~~P~~ ~~R~~ ~~L~~ ~~F~~ ~~O~~ ~~P~~ ~~S~~ ~~D~~ ~~X~~ ~~O~~ ~~R~~ ~~G~~ ~~O~~ ~~V~~ ~~L~~ ~~H~~ ~~G~~ ~~E~~ ~~V~~ ~~J~~ ~~L~~ ~~O~~ ~~Z~~ ~~J~~ ~~W~~ ~~K~~ ~~O~~ ~~O~~

7KHY RUDOO IDO ~~Q~~ ~~W~~ ~~R~~ ~~D~~ ~~I~~ ~~D~~ ~~S~~ ~~R~~ ~~U~~ ~~H~~ ~~D~~ ~~S~~ ~~D~~ ~~W~~ ~~K~~ ~~R~~ ~~J~~ ~~D~~ ~~G~~ ~~X~~ ~~D~~ ~~W~~ ~~H~~ ~~L~~ ~~V~~ XS
\HDULV7KV SULPDULO\ GXH WR QH ~~Z~~ ~~H~~ ~~D~~ ~~L~~ ~~H~~ ~~Q~~ ~~H~~ ~~K~~ ~~P~~ ~~D~~ ~~D~~ ~~O~~ ~~W~~ ~~H~~ ~~H~~ ~~Q~~ ~~W~~ ~~H~~ ~~L~~ ~~E~~ ~~Q~~ ~~Z~~ ~~R~~ ~~Z~~ ~~F~~
)UHVK ~~P~~ ~~D~~ ~~O~~ ~~P~~ ~~S~~ ~~X~~ ~~H~~ ~~W~~ ~~H~~ ~~I~~ ~~Q~~ ~~F~~ ~~L~~ ~~R~~ ~~Z~~ ~~K~~ ~~H~~ ~~O~~ ~~S~~ ~~P~~ ~~S~~ ~~D~~ ~~W~~ ~~R~~ ~~G~~ ~~P~~ ~~D~~ ~~K~~ ~~O~~ ~~H~~ ~~W~~ ~~H~~ ~~Q~~ ~~S~~ ~~H~~ ~~R~~ ~~Q~~ ~~L~~ ~~R~~ ~~D~~ ~~X~~ ~~V~~
5HWHQWLR ~~Q~~ ~~L~~ ~~M~~ ~~L~~ ~~R~~ ~~S~~ ~~D~~ ~~O~~ ~~O~~ \ DGPLWWHG ~~W~~ ~~W~~ ~~H~~ ~~U~~ ~~W~~ ~~G~~ ~~Q~~ ~~F~~ ~~L~~ ~~R~~ ~~D~~ ~~V~~ ~~H~~ ~~G~~ ~~W~~ ~~H~~ ~~R~~ ~~R~~
QHZ WUDQVIHUV IH ~~O~~ ~~R~~ P WR ~~D~~ ~~V~~ ~~W~~ ~~Q~~ ~~H~~ ~~Z~~ ~~U~~ ~~W~~ ~~U~~ ~~D~~ ~~Q~~ ~~V~~ ~~L~~ ~~H~~ ~~V~~ ZHUH UHWDLQ

%@DM

EQVfb...cQL7`S&

Retention of Undergraduate Students, Fall 2021 to Fall 2022
Section 1: All Undergraduates

Sex	Fall 2021		Fall 2022						Cohort Less Graduates	Retention Rate
	Enrolled		Enrolled		Not Enrolled		Graduated			
	N	col %	N	row %	N	row %	N	row %		
Male	957	35	588	61.4	211	22.0	158	16.5	799	73.6
Female	1,813	65	1,051	58.0	399	22.0	363	20.0	1,450	72.5
All	2,770	100	1,639	59.2	610	22.0	521	18.8	2,249	72.9

Ethnicity	Fall 2021		Fall 2022						Cohort Less Graduates	Retention Rate
	Enrolled		Enrolled		Not Enrolled		Graduated			
	N	col %	N	row %	N	row %	N	row %		
African American/Black	678	24	389	57.4	193	28.5	96	14.2	582	66.8
American Indian or Alaskan Native	6	0	4	66.7	2	33.3	--	--	6	66.7
Asian	245	9	161	65.7	34	13.9	50	20.4	195	82.6
Hispanic	1,059	38	652	61.6	219	20.7	188	17.8	871	74.9
Native Hawaiian or Pacific Islander	6	0	3	50.0	1	16.7	2	33.3	4	75.0
White	597	22	323	54.1	119	19.9	155	26.0	442	73.1
Two or More Races	108	4	72	66.7	22	20.4	14	13.0	94	76.6
Ethnicity Unknown	71	3	35	49.3	20	28.2	16	22.5	55	63.6
All	2,770	100	1,639	59.2	610	22.0	521	18.8	2,249	72.9

Minority Status	Fall 2021		Fall 2022						Cohort Less Graduates	Retention Rate
	Enrolled		Enrolled		Not Enrolled		Graduated			
	N	col %	N	row %	N	row %	N	row %		
Minority	2,102	76	1,281	60.9	471	22.4	350	16.7	1,752	73.1
Non-Minority	668	24	358	53.6	139	20.8	171	25.6	497	72.0
All	2,770	100	1,639	59.2	610	22.0	521	18.8	2,249	72.9

Non-minority includes White and Ethnicity Unknown




Retention of Undergraduate Students, Fall 2021 to Fall 2022
 Section 1: All Undergraduates

Cuml. GPA by Class		Fall 2021		Fall 2022						Cohort Less Graduates	Retention Rate
		Enrolled		Enrolled		Not Enrolled		Graduated			
		N	col %	N	row %	N	row %	N	row %		
Freshman	No GPA	164	6	9	5.5	155	94.5	--	--	164	5.5
	0.00 - 0.49	14	1	1	7.1	13	92.9	--	--	14	7.1
	0.50 - 0.99	19	1	4	21.1	15	78.9	--	--	19	21.1
	1.00 - 1.49	34	1	15	44.1	19	55.9	--	--	34	44.1
	1.50 - 1.99										

Retention of Undergraduate Students, Fall
 Section 1: All Undergraduates

	Fall 2021		Fall 2022				Cohort Less Graduates	Retention Rate
		row %	Not Enrolled		Graduated			
			N	row %	N	row %		
Junior				16.5	34	5.7	567	82.5
Senior					91	87.6	27	14.8
	1.00					--	1	0.0
	1.50 - 1.99					--	4	75.0
	2.00 - 2.49						16	50.0
	2.50 - 2.99	51					23	87.0
	3.00 - 3.49	142						96.6
	3.50 - 4.00	232	8					95




Retention of Undergraduate Students, Fall 2021 to Fall 2022
 Section 1a: All Undergraduates - Main Campus

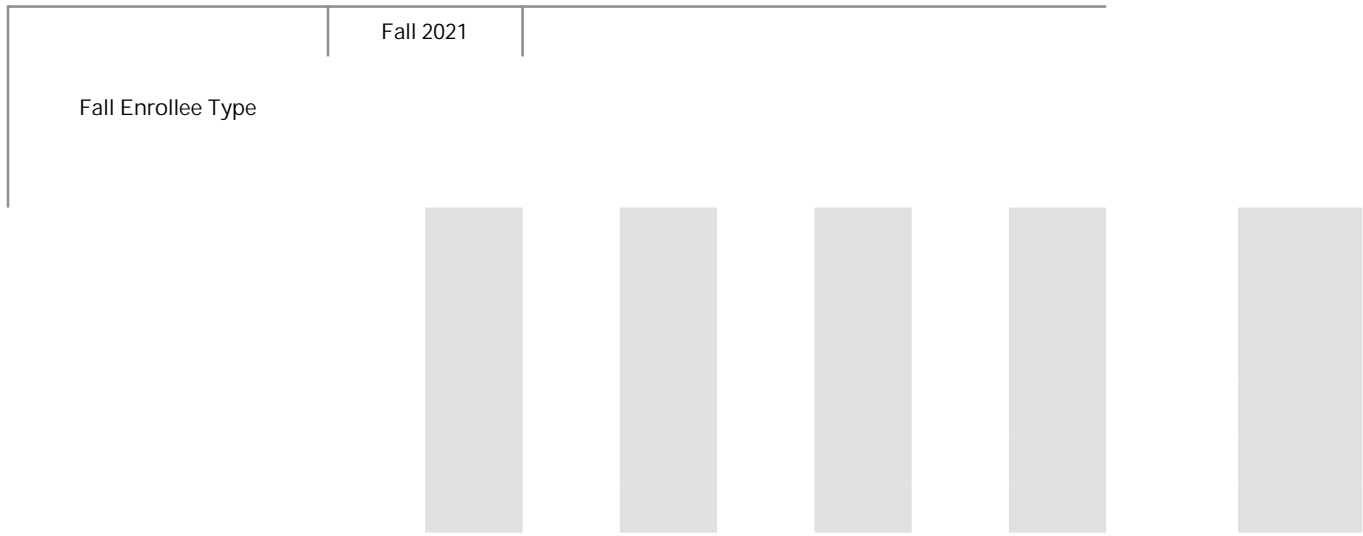
Fall Enrollee Type	Fall 2021		Fall 2022						Cohort Less Graduates	Retention Rate
	Enrolled		Enrolled		Not Enrolled		Graduated			
	N	col %	N	row %	N	row %	N	row %		
Academy Student	3	0	1	33.3	2	66.7	--	--	3	33.3
New First Time Freshman (0hrs)	770	31	532	69.1	238					

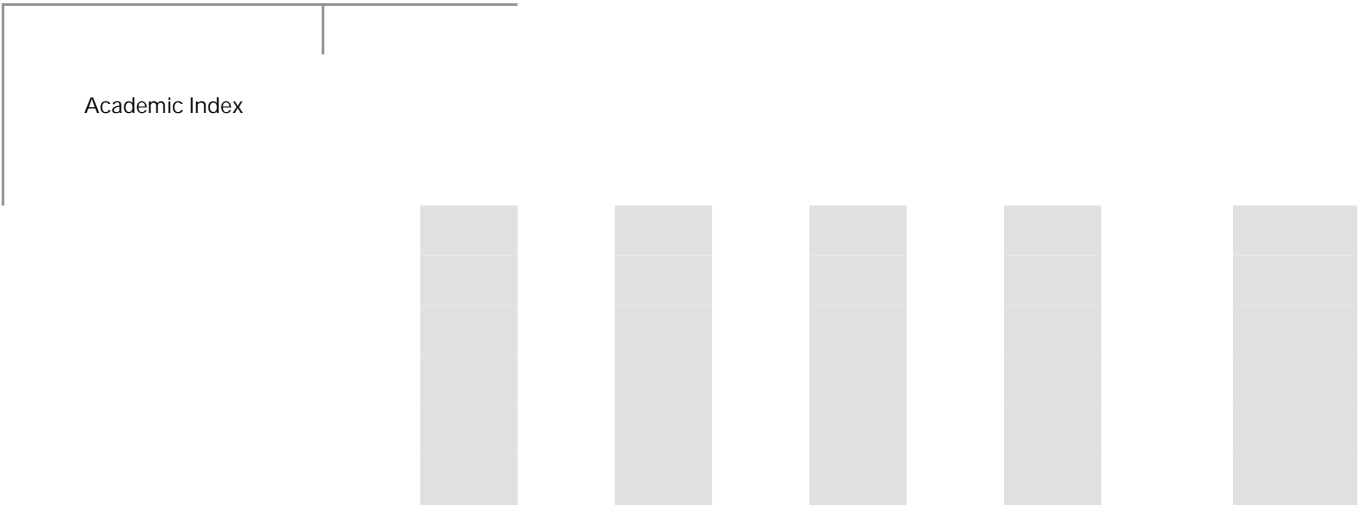




Retention of Undergraduate Students, Fall 2021 to Fall 2022
Section 1a: All Undergraduates - Main Campus











Retention of Undergraduate Students, Fall 2021 to Fall 2022
 Section 1b: All Undergraduates - Online

Major	Fall 2021		Fall 2022						Cohort Less Graduates	Retention Rate
	Enrolled		Enrolled		Not Enrolled		Graduated			
	N	col %	N	row %	N	row %	N	row %		
Undeclared	3	1	--	--	3	100.0	--	--	3	0.0
Biblical Studies	33	11	17	51.5	11	33.3	5	15.2	28	60.7
General Business	14	4	9	64.3	5	35.7	--	--	14	64.3
Criminal Justice	15	5	10	66.7	5	33.3	--	--	15	66.7
International Business	1	0	1	100.0	--	--	--	--	1	100.0
Interdisciplinary Stds-Non Ed	43	14	11	25.6	11	25.6	21	48.8	22	50.0
Management	34	11	12	35.3	17	50.0	5	14.7	29	41.4
Managerial Studies	4	1	1	25.0	1	25.0	2	50.0	2	50.0
Psychology	124	39	57	46.0	49	39.5	18	14.5	106	53.8
Nursing - RN/BSN	28	9	8	28.6	5	17.9	15	53.6	13	61.5
Theological Studies	15	5	2	13.3	9	60.0	4	26.7	11	18.2
All	314	100	128	40.8	116	36.9	70	22.3	244	52.5



Retention of Undergraduate Students, Fall 2021 to Fall 2022
Section 2: New Freshmen

County	Fall 2021		Fall 2022				Cohort Less Graduates	Retention Rate
	Enrolled		Enrolled		Not Enrolled			
	N	col %	N	row %	N	row %		
Fort Bend	137	17	110	80.3	27	19.7	137	80.3
Harris	402	50	278	69.2	124	30.8	402	69.2
Other Texas County	209	26	126	60.3	83	39.7	209	60.3
Out of State	54	7	34	63.0	20	37.0	54	63.0
All	802	100	548	68.3	254	31.7	802	68.3

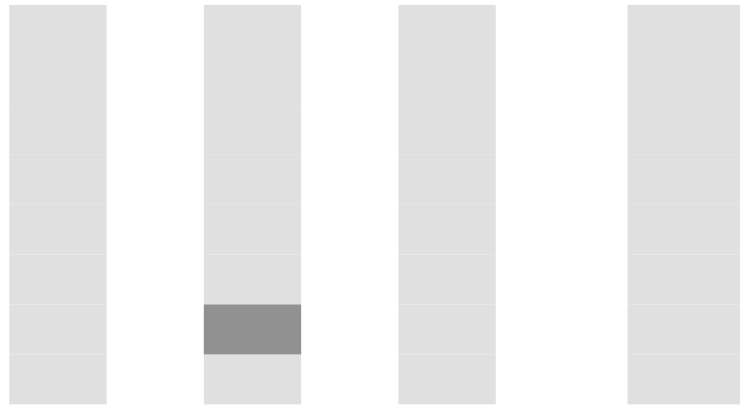
Living Arrangements	Fall 2021		Fall 2022				Cohort Less Graduates	Retention Rate
	Enrolled		Enrolled		Not Enrolled			
	N	col %	N	row %	N	row %		
Off Campus	422	53	300	71.1	122	28.9	422	71.1
Residence Hall	380	47	248	65.3	132	34.7	380	65.3
All	802	100	548	68.3	254	31.7	802	68.3


Academic Status	Fall 2021		Fall 2022				Cohort Less Graduates	Retention Rate
	Enrolled		Enrolled		Not Enrolled			
	N	col %	N	row %	N	row %		
	118	15	6	5.1	112	94.9	118	5.1
Good Standing	608	76	513	84.4	95	15.6	608	84.4
Academic Warning	76	9	29	38.2	47	61.8	76	38.2
All	802	100	548	68.3	254	31.7	802	68.3

First Generation College Student	Fall 2021		Fall 2022				Cohort Less Graduates	Retention Rate
	Enrolled		Enrolled		Not Enrolled			
	N	col %	N	row %	N	row %		
First Generation	212	26	131	61.8	81	38.2	212	61.8
Not First Generation	590	74	417	70.7	173	29.3	590	70.7
All	802	100	548	68.3	254	31.7	802	68.3


Retention of Undergraduate Students, Fall 2021 to Fall 2022
 Section 2a: New Freshmen - Main Campus

Citizenship Status	Fall 2021		Fall 2022				Cohort Less Graduates	Retention Rate
	Enrolled		Enrolled		Not Enrolled			
	N	col %	N	row %	N	row %		
U.S. Citizen	717	93	493	68.8	224	31.2	717	68.8
Resident Alien	23	3	18	78.3	5	21.7	23	78.3
Non-Resident Alien	6	1	4	66.7	2	33.3	6	66.7
International	24	3	17	70.8	7	29.2	24	70.8
All	770	100	532	69.1	238	30.9	770	69.1



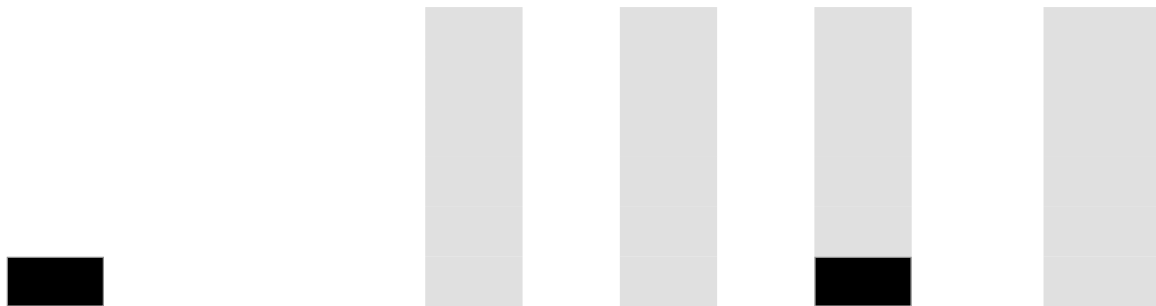


Retention of Undergraduate Students, Fall 2021 to Fall 2022
Section 2a: New Freshmen - Main Campus



Retention of Undergraduate Students, Fall 2021 to Fall 2022
 Section 2b: New Freshmen - Online

Sex	Fall 2021		Fall 2022				Cohort Less Graduates	Retention Rate
	Enrolled		Enrolled		Not Enrolled			
	N	col %	N	row %	N	row %		
Male	10	31	6	60.0	4	40.0	10	60.0
Female	22	69	10	45.5	12	54.5	22	45.5
All	32	100	16	50.0	16	50.0	32	50.0



Retention of Undergraduate Students, Fall 2021 to Fall 2022
Section 2b: New Freshmen - Online

Classification	Fall 2021		Fall 2022				Cohort Less Graduates	Retention Rate
	Enrolled		Enrolled		Not Enrolled			
	N	col %	N	row %	N	row %		
Freshman	31	97	15	48.4	16	51.6	31	48.4
Non-Degree Seeking	1	3	1	100.0	--	--	1	100.0
All	32	100	16	50.0	16	50.0	32	50.0

High School Quartile	Fall 2021		Fall 2022				Cohort Less Graduates	Retention Rate
	Enrolled		Enrolled		Not Enrolled			
	N	col %	N	row %	N	row %		
Second Quartile	2	6	1	50.0	1	50.0	2	50.0
Third Quartile	2	6	--	--	2	100.0	2	0.0
Not Reported	28	88	15	53.6	13	46.4	28	53.6
All	32	100	16	50.0	16	50.0	32	50.0

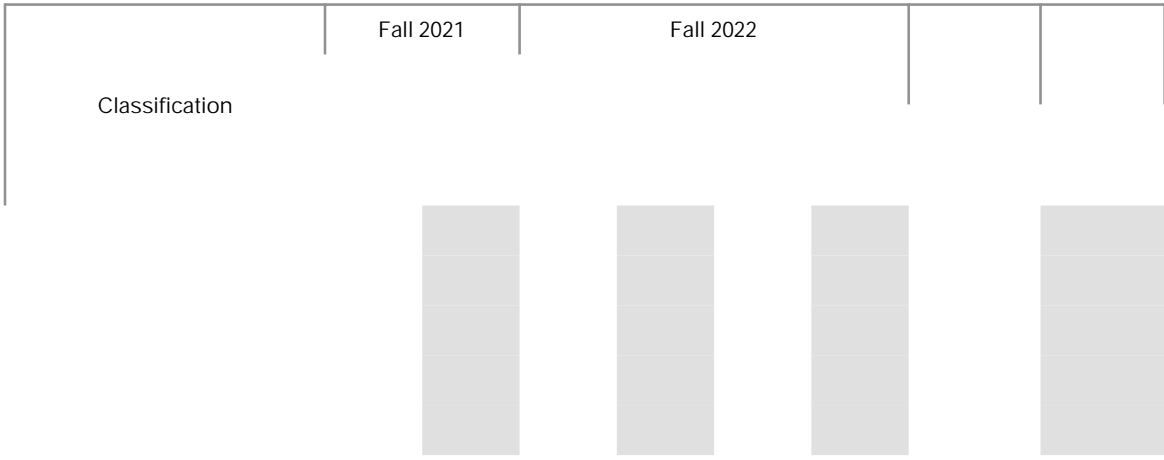
Academic Status	Fall 2021		Fall 2022				Cohort Less Graduates	Retention Rate
	Enrolled		Enrolled		Not Enrolled			
	N	col %	N	row %	N	row %		
	9	28	--	--	9	100.0	9	0.0
Good Standing	16	50	14	87.5	2	12.5	16	87.5
Academic Warning	7	22	2	28.6	5	71.4	7	28.6
All	32	100	16	50.0	16	50.0	32	50.0


First Generation College Student	Fall 2021		Fall 2022				Cohort Less Graduates	Retention Rate
	Enrolled		Enrolled		Not Enrolled			
	N	col %	N	row %	N	row %		
First Generation	12							

Retention of Undergraduate Students, Fall 2021 to Fall 2022
 Section 2b: New Freshmen - Online

Spring 2021-22 Term GPA	Fall 2021		Fall 2022				Cohort Less Graduates	Retention Rate
	Enrolled		Enrolled		Not Enrolled			
	N	col %	N	row %	N	row %		
No GPA	9	28	--	--	9	100.0	9	0.0
0.00 - 0.49	4	13	--	--	4	100.0	4	0.0
0.50 - 0.99	1	3	1	100.0				

Retention of Undergraduate Students, Fall 2021 to Fall 2022
Section 3: New Freshmen - Provisional Admits







Retention of Undergraduate Students, Fall 2021 to Fall 2022
 Section 4: New Transfers

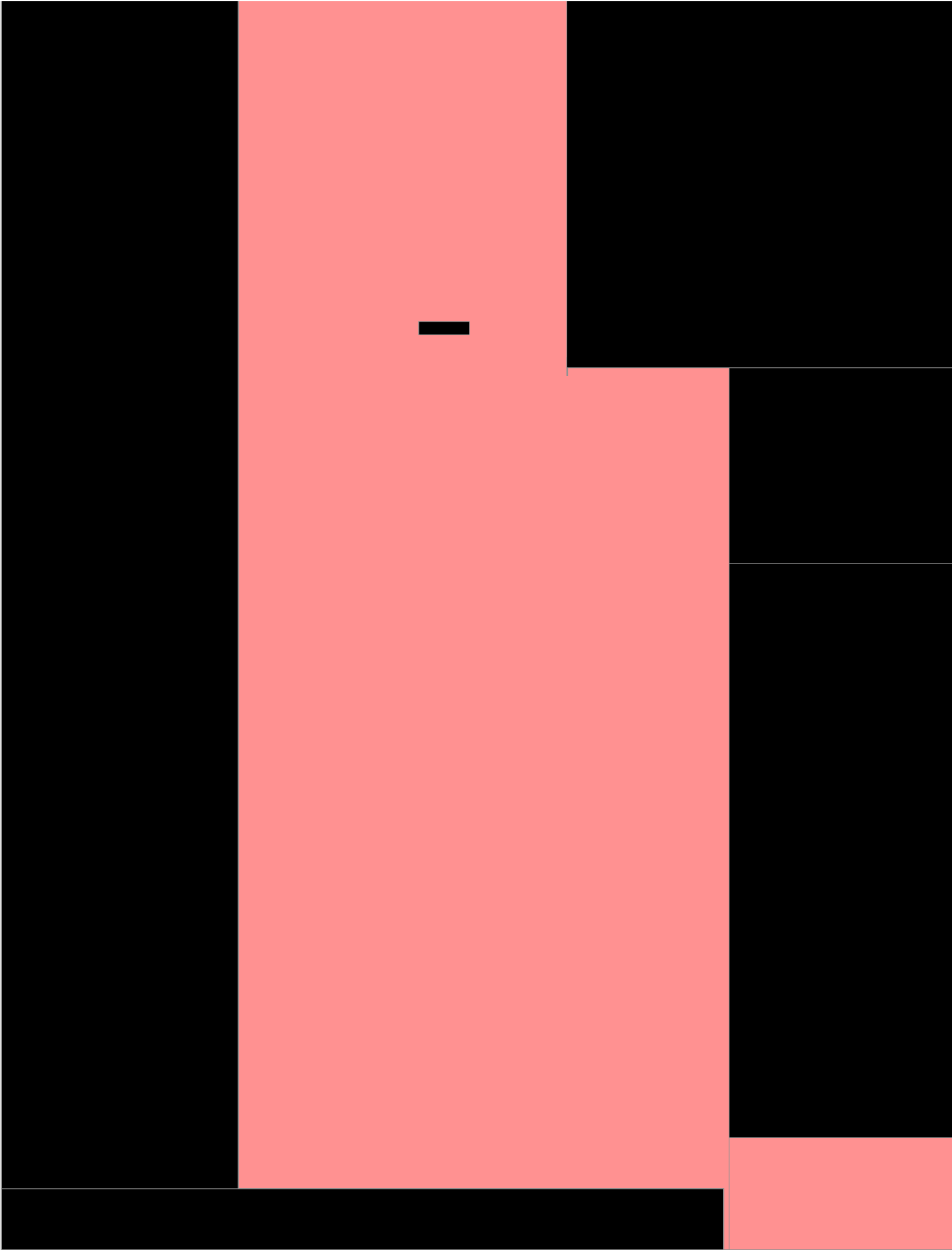
Citizenship Status	Fall 2021		Fall 2022						Cohort Less Graduates	Retention Rate
	Enrolled		Enrolled		Not Enrolled		Graduated			
	N	col %	N	row %	N	row %	N	row %		
International	19	8	16	84.2	2	10.5	1	5.3	18	88.9
All	241	100	146	60.6	89	36.9	6	2.5	235	62.1

Retention of Undergraduate Students, Fall 2021 to Fall 2022
 Section 4: New Transfers

Classification	Fall 2021						Cohort Less Graduates	Retention Rate
	Enrolled		Enrolled		Graduated			
	N	col %	N	row %	N	row %		
Freshman	54	22.1	29	48.1	--	--	54	51.9
Sophomore	70	28.0	26	37.1	--	--	70	62.9
Junior	91	35.9	29	31.9	2	2.2	89	67.4
Senior	25	9.8	8	32.0	4	16.0	21	61.5
Non-Degree Seeking			--	--	--	--	1	100.0
All			30.6	36.9	6	2.5	235	62.9

Academic Indicator	Fall 2022						Cohort Less Graduates	Retention Rate
	Enrolled		Not Enrolled		Graduated			
	N	row %	N	row %	N	row %		
							1	100.0





Retention of Undergraduate Students, Fall 2021 to Fall 2022
 Section 4: New Transfers

Age Range	Fall 2021		Fall 2022						Cohort Less Graduates	Retention Rate
	Enrolled		Enrolled		Not Enrolled		Graduated			
	N	col %	N	row %	N	row %	N	row %		
31+	62	26	32	51.6	29	46.8	1	1.6	61	52.5
All	241	100	146	60.6	89	36.9	6			

Retention of Undergraduate Students, Fall 2021 to Fall 2022
 Section 4: New Transfers

Major	Fall 2021		Fall 2022				
	Enrolled		Enrolled	Not Enrolled	Graduated		
	N	col %	N				
[REDACTED]							

Retention of Undergraduate Students, Fall 2021 to Fall 2022
Section 4a: New Transfers - Main Campus

Classification	Fall 2021		Fall 2022						Cohort Less Graduates	Retention Rate
	Enrolled		Enrolled		Not Enrolled		Graduated			
	N	col %	N	row %	N	row %	N	row %		
Freshman	27	17	21	77.8	6	22.2	--	--	27	77.8
Sophomore	46	30	30	65.2	16	34.8	--	--	46	65.2
Junior	69	45	48	69.6	19	27.5	2	2.9	67	71.6
Senior	12	8	8	66.7	3	25.0	1	8.3	11	72.7
Non-Degree Seeking	1	1	1	100.0	--	--	--	--	1	100.0
All	155	100	108	69.7	44	28.4	3	1.9	152	71.1

Academic Index	Fall 2021		Fall 2022						Cohort Less Graduates	Retention Rate
	Enrolled		Enrolled		Not Enrolled		Graduated			
	N	col %	N	row %	N	row %	N	row %		
Level 1	1	1	1	100.0	--	--	--	--	1	100.0
Level 2	3	2	2	66.7	1	33.3	--	--	3	66.7
Level 3	2	1	1	50.0	1	50.0	--	--	2	50.0
Level 4	7	5	6	85.7	1	14.3	--	--	7	85.7
Level 5	1	1	1	100.0	--	--	--	--	1	100.0
Missing	141	91	97	68.8	41	29.1	3	2.1	138	70.3
All	155	100	108	69.7	44	28.4	3	1.9	152	71.1

County	Fall 2021		Fall 2022						Cohort Less Graduates	Retention Rate
	Enrolled		Enrolled		Not Enrolled		Graduated			
	N	col %	N	row %	N	row %	N	row %		
Fort Bend	34	22	29	85.3	4	11.8	1	2.9	33	87.9
Harris	74	48	50	67.6	23	31.1	1	1.4	73	68.5
Other Texas County	28	18	19	67.9	9	32.1	--	--	28	67.9
Out of State	19	12	10	52.6	8	42.1	1	5.3	18	55.6
All	155	100	108	69.7	44	28.4	3	1.9	152	71.1

Retention of Undergraduate Students, Fall 2021 to Fall 2022
 Section 4a: New Transfers - Main Campus

Spring 2021-22 Term GPA	Fall 2021		Fall 2022						Cohort Less Graduates	Retention Rate
	Enrolled		Enrolled		Not Enrolled		Graduated			
	N	col %	N	row %	N	row %	N	row %		
No GPA	27	17	1	3.7	26	96.3	--	--	27	3.7
0.00 - 0.49	5	3	2							

Retention of Undergraduate Students, Fall 2021 to Fall 2022
 Section 4a: New Transfers - Main Campus

Major	Fall 2021		Fall 2022						Cohort Less Graduates	Retention Rate
	Enrolled		Enrolled		Not Enrolled		Graduated			
	N	col %	N	row %	N	row %	N	row %		
Management	6	4	4	66.7	2	33.3	--	--	6	66.7
Marketing	1	1	1	100.0	--	--	--	--	1	100.0
Mass Media Arts	1	1	1	100.0	--	--	--	--	1	100.0
Music Performance-Piano	2	1	2	100.0	--	--	--	--	2	100.0
Music	2	1	2	100.0	--	--	--	--	2	100.0
Music-Vocal/Keyboard	4	3	3	75.0	1	25.0	--	--	4	75.0
Nursing	32	21	21	65.6	11	34.4	--	--	32	65.6
Political Science	3	2	2	66.7	1	33.3	--	--	3	66.7
Psychology	8	5	6	75.0	2	25.0	--	--	8	75.0
Social Studies 7-12 w/ESL	1	1	1	100.0	--	--	--	--	1	100.0
Theological Studies	1	1	1	100.0	--	--	--	--	1	100.0
All	155	100	108	69.7	44	28.4	3	1.9	152	71.1

