



Retention of Graduate Students Fall 2021 to Fall 2022

Executive Summary

This report tracks the enrollment patterns of graduate students enrolled in the Fall 2021 term. Using the Banner system, students were classified as enrolled, not enrolled, or graduated for Fall 2022. Those classified as graduated received their degrees in Fall 2021, Spring 2022, or Summer 2022. The tables that follow look at three different (but overlapping) cohorts of students: all graduate, new graduate, and continuing graduate. All graduate, new graduate and continuing graduate are further divided into main campus and online students.

Main Report

This report tracks the enrollment patterns of the 1,340 graduate students enrolled in Fall 2021. Students who entered in Summer 2021 were counted as new students in Fall 2021 as well.

Retention percentages for the various cohorts for Fall 2021 to Fall 2022 are below. Reports for each year can be found at <http://www.hbu.edu/ire>.

Cohort	Fall 2021 to Fall 2022	Fall 2020 to Fall 2021	07'		
Online	7007'	7105'	8706'	8709'	8606'
Peer Graduate	8207'	7205'	8809'	7007'	7701'
Main Campus	8207'	7601'	8908'	7206'	7705'
Online	8208'	7009'	8707'	8706'	8806'
Continuing Graduate	7608'	7600'	8908'	7701'	7008'
Main Campus	7108'	7706'	7500'	7707'	


Of the 465 new graduate students enrolled in Fall 2021:

Retention of Graduate Students, Fall 2021 to Fall 2022
Section 1: All Graduate

Living Arrangements	Fall 2021	Fall 2022				
	Enrolled	Enrolled	Not Enrolled	Graduated		
	N					

Retention of Graduate Students, Fall 2021 to Fall 2022
 Section 1: All Graduate

Major	Fall 2021		Fall 2022						Cohort Less Graduates	Retention Rate
	Enrolled		Enrolled		Not Enrolled		Graduated			
	N	col %	N	row %	N	row %	N	row %		
Undeclared	1	0	--	--	1	100.0	--	--	1	0.0
Post-Bacc. - w / Certification	9	1	4	44.4	5	55.6	--	--	9	44.4
Apologetics	49	4	22	44.9	17	34.7	10	20.4	39	56.4
Studio Art	30	2	16	53.3	2	6.7	12	40.0	18	88.9
Biblical Languages	6	0	3	50.0	1	16.7	2	33.3	4	75.0
Business Administration	102	8	40	39.2	21	20.6	41	40.2		



Retention of Graduate Students, Fall 2021 to Fall 2022
 Section 1a: All Graduate - Main Campus

Major	Fall 2021		Fall 2022						Cohort Less Graduates	Retention Rate
	Enrolled		Enrolled		Not Enrolled		Graduated			
	N	col %	N	row %	N	row %	N	row %		
Data Analytics	8	1	3	37.5	2	25.0	3	37.5	5	60.0
Management & Entrepreneurship	1	0	--	--	--	--	1	100.0	0	--
Marriage and Family Therapy	14	2	8	57.1	4	28.6	2	14.3	12	66.7
Philosophy	7	1	4	57.1	--	--	3	42.9	4	100.0
Prof. School Counseling	4	1	1	25.0	1	25.0	2	50.0	2	50.0
Psychology	134	21	70	52.2	32	23.9	32	23.9	102	68.6
Reading	9	1	1	11.1	1	11.1	7	77.8	2	50.0
Screenwriting	9	1	2	22.2	3	33.3	4	44.4	5	40.0
Theological Studies	10	2	5	50.0	3	30.0	2	20.0	8	62.5
All	624	100	294	47.1	140	22.4	190	30.4	434	67.7

Retention of Graduate Students, Fall 2021 to Fall 2022
 Section 1b: All Graduate - Online

Spring 2021-22 Term GPA	Fall 2021		Fall 2022						Cohort Less Graduates	Retention Rate
	Enrolled		Enrolled		Not Enrolled		Graduated			
	N	col %	N	row %	N	row %	N	row %		
No GPA	184	26	24	13.0	82	44.6	78	42.4	106	22.6
0.00 - 0.49	21	3	6	28.6	15	71.4	--	--	21	28.6
0.50 - 0.99	4	1	1	25.0	3	75.0	--	--	4	25.0
1.00 - 1.49	6	1	1	16.7	5	83.3	--	--	6	16.7
1.50 - 1.99	4	1	1	25.0	2	50.0	1	25.0	3	33.333.333.333.3

Retention of Graduate Students, Fall 2021 to Fall 2022
Section 1b: All Graduate - Online

Major	Fall 2021		Fall 2022						Cohort Less Graduates	Retention Rate
	Enrolled		Enrolled		Not Enrolled		Graduated			
	N	col %	N	row %	N	row %	N	row %		
Apologetics	39	5	14	35.9	15	38.5	10	25.6	29	48.3
Business Administration	45	6	19	42.2	13	28.9	13	28.9	32	59.4
Christian Counseling	2	0	--	--	1	50.0	1	50.0	1	0.0
Christian Leadership	7	1	2	28.6	2	28.6	3	42.9	4	50.0
Human Sexuality Studies	1	0	--	--	1	100.0	--	--	1	0.0
Clinical Mental Health Counsel	132	18	98	74.2	27	20.5	7	5.3	125	78.4
Missions and Evangelism	1	0	--	--	1	100.0	--	--	1	0.0
Professional Life Coaching	1	0	1	100.0	--	--	--	--	1	100.0
Curriculum and Instruction	24	3	8	33.3	3	12.5	13	54.2	11	72.7
Divinity	13	2	7	53.8	4	30.8	2	15.4	11	63.6
Educational Administration	15	2	6	40.0	2	13.3	7	46.7	8	75.0
Exec. Educational Leadership	42	6	29	69.0	8	19.0	5	11.9	37	78.4
Exec. Mental Health/Human Serv	47	7	26	55.3	16	34.0	5	10.6	42	61.9
Higher Education	7	1	3	42.9	2	28.6	2	28.6	5	60.0
Human Services Counseling	21	3	5	23.8	7	33.3	9	42.9	12	41.7
Human Resources Management	26	4	5	19.2	1	3.8	20	76.9	6	83.3
Kinesiology-Sport Management	8	1	2	25.0	2	25.0	4	50.0	4	50.0
ADM/CERT/	1	0	1	100.0	--	--	--	--	1	100.0
Learning, Technology & Design	18	3	2	11.1	1	5.6	15	83.3	3	66.7
Management & Entrepreneurship	8	1	3	37.5	2	25.0	3	37.5	5	60.0
Marriage and Family Therapy	40	6	28	70.0	7	17.5	5	12.5	35	80.0
Nursing	184	26	111	60.3	39	21.2	34	18.5	150	74.0
Theological Studies	34	5	21	61.8	8	23.5	5	14.7	29	72.4
All	716	100	391	54.6	162	22.6	163	22.8	553	70.7

Retention of Graduate Students, Fall 2021 to Fall 2022
 Section 2: New Graduate

Major	Fall 2021		Fall 2022						Cohort Less Graduates	Retention Rate
	Enrolled		Enrolled		Not Enrolled		Graduated			
	N	col %	N	row %	N	row %	N	row %		
Licensed Prof. Counselor	1	0	--	--	1	100.0	--	--	1	0.0
Learning, Technology & Design	10	2	2	20.0	1	10.0	7	70.0	3	66.7
Data Analytics	6	1	2	33.3	2	33.3	2	33.3	4	50.0
Management & Entrepreneurship	6	1	2	33.3	2	33.3	2	33.3	4	50.0
Marriage and Family Therapy	28	6	18	64.3	10	35.7	--	--	28	64.3
Nursing	55	12	36	65.5	19	34.5	--	--	55	65.5
Philosophy	2	0	2	100.0	--	--	--	--	--	--

=====



Retention of Graduate Students, Fall 2021 to Fall 2022
 Section 2a: New Graduate - Main Campus


Sex	Fall 2021		Fall 2022						Cohort Less Graduates	Retention Rate
	Enrolled		Enrolled		Not Enrolled		Graduated			
	N	col %	N	row %	N	row %	N	row %		
Male	70	34	41	58.6	23	32.9	6	8.6	64	64.1
Female	136	66	80	58.8	49	36.0	7	5.1	129	62.0
All	206	100	121							

Retention of Graduate Students, Fall 2021 to Fall 2022
 Section 2a: New Graduate - Main Campus

Citizenship Status	Fall 2021		Fall 2022						Cohort Less Graduates	Retention Rate
	Enrolled		Enrolled		Not Enrolled		Graduated			
	N	col %	N	row %	N	row %	N	row %		
U.S. Citizen	164	80	96	58.5	59	36.0	9	5.5	155	61.9
Resident Alien	4	2	3	75.0	--	--	1	25.0	3	100.0
Non-Resident Alien	1	0	--	--	1	100.0	--	--	1	0.0
International	37	18	22	59.5	12	32.4	3	8.1	34	64.7
All	206	100	121	58.7	72					

Retention of Graduate Students, Fall 2021 to Fall 2022
 Section 2a: New Graduate - Main Campus

Commuting Distance (one way)	Fall 2021		Fall 2022						Cohort Less Graduates	Retention Rate
	Enrolled		Enrolled		Not Enrolled		Graduated			
	N	col %	N	row %	N	row %	N	row %		
0-5 miles	19	10	11	57.9	6	31.6	2	10.5	17	64.7
5-15 miles	70	37	48	68.6	22	31.4	--	--	70	68.6
16-20 miles	25	13	16	64.0	8	32.0	1	4.0	24	66.7
21-40 miles	47	25	27	57.4	18	38.3	2	4.3	45	60.0
40+ miles	3	2	2	66.7	1	33.3	--	--	3	66.7
	24		11		12	50.0	1	4.2	23	47.8



Retention of Graduate Students, Fall 2021 to Fall 2022
 Section 2a: New Graduate - Main Campus

Major	Fall 2021		Fall 2022						Cohort Less Graduates	Retention Rate
	Enrolled		Enrolled		Not Enrolled		Graduated			
	N	col %	N	row %	N	row %	N	row %		
Undeclared	1	0	--	--	1	100.0	--	--	1	0.0
Post-Bacc. - w / Certification	2	1	2	100.0	--	--	--	--	2	100.0
Apologetics	5	2	4	80.0	1	20.0	--	--	5	80.0
Studio Art	17	8	15	88.2	2	11.8	--	--	17	88.2
Biblical Languages	1	0	1	100.0	--	--	--	--	1	100.0
Business Administration	19	9	13	68.4	4	21.1	2	10.5	17	76.5
Classical Languages	1	0	--	--	1	100.0	--	--	1	0.0
Classics & Early Christianity	1	0	--	--	1	100.0	--	--	1	0.0
Christian Counseling	5	2	2	40.0	3	60.0	--	--	5	40.0
Christian Leadership	2	1	--	--	1	50.0	1	50.0	1	0.0
International Business	1	0	--	--	1	100.0	--	--	1	0.0
Clinical Mental Health Counsel	19	9	10	52.6	9	47.4	--	--	19	52.6
Christian Psychology	2	1	1	50.0	1	50.0	--	--	2	50.0
Curriculum and Instruction	5	2	1	20.0	3	60.0	1	20.0	4	25.0
Curriculum and Instruc.w/Cert.	10	5	7	70.0	3	30.0	--	--	10	70.0
Creative Writing	5	2	5	100.0	--	--	--	--	5	100.0
Divinity	3	1	1	33.3	2	66.7	--	--	3	33.3
Educational Diagnostician	1	0	1	100.0	--	--	--	--	1	100.0
Exec. Educational Leadership	14	7	12	85.7	2	14.3	--	--	14	85.7
Special Education Leadership	9	4	5	55.6	3	33.3	1	11.1	8	62.5
Higher Education	1	0	--	--	1	100.0	--	--	1	0.0
History	5	2	--	--	4	80.0	1	20.0	4	0.0
Human Resources Management	5	2	1	20.0	3	60.0	1	20.0	4	25.0
Kinesiology-Sport Management	4	2	1	25.0	2	50.0	1	25.0		

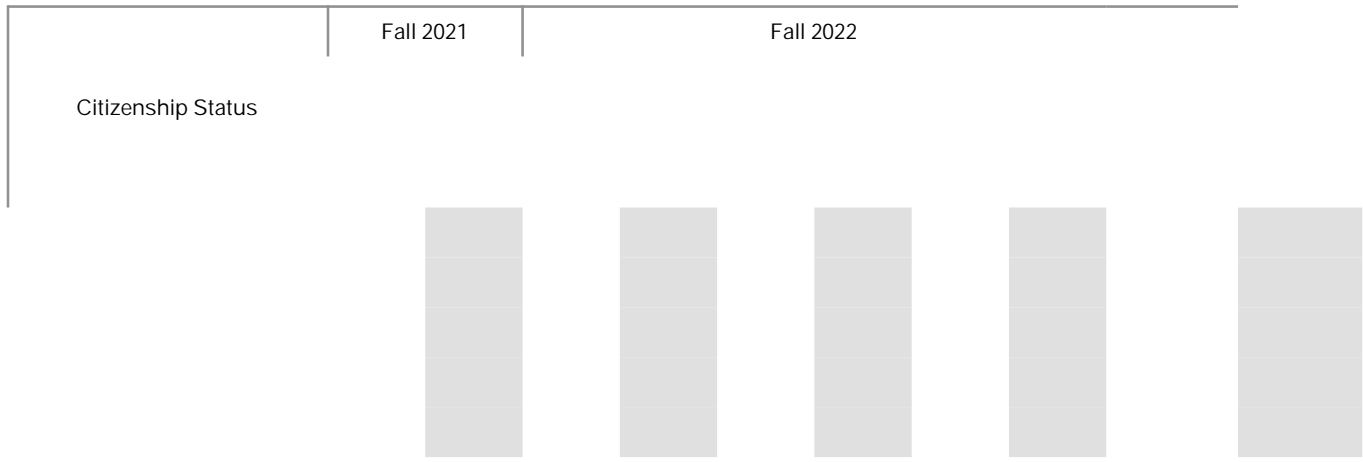
Retention of Graduate Students, Fall 2021 to Fall 2022



Retention of Graduate Students, Fall 2021 to Fall 2022
 Section 2b: New Graduate - Online

Citizenship Status	Fall 2021		Fall 2022						Cohort Less Graduates	Retention Rate
	Enrolled		Enrolled		Not Enrolled		Graduated			
	N	col %	N	row %	N	row %	N	row %		
U.S. Citizen	254	98	151	59.4	91	35.8	12	4.7	242	62.4
Resident Alien	4	2	3	75.0	1	25.0	--	--	4	75.0
International	1	0	1	100.0	--	--	--	--	1	100.0
All	259	100	155	59.8	92	35.5	12	4.6	247	62.8

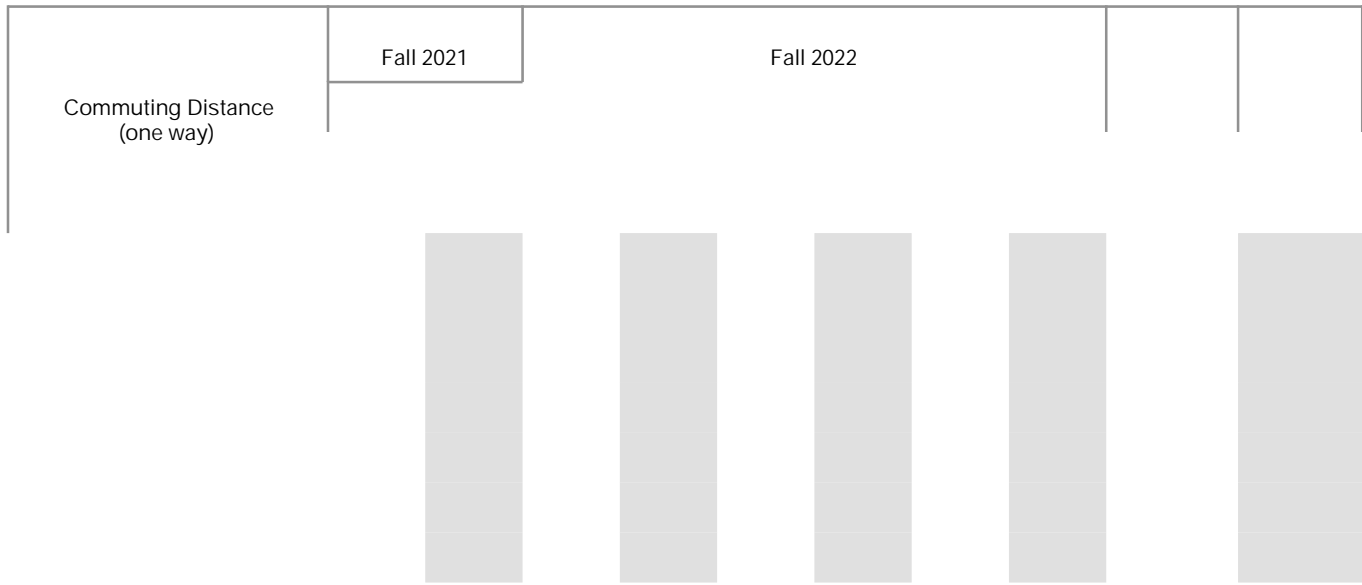
Full/Part Time	Fall 2021		Fall 2022					
	Enrolled		Enrolled		Not Enrolled		Graduated	
	N	col %						



Retention of Graduate Students, Fall 2021 to Fall 2022
 Section 3: Continuing Graduate

Academic Status	Fall 2021		Fall 2022						Cohort Less Graduates	Retention Rate
	Enrolled		Enrolled		Not Enrolled		Graduated			
	N	col %	N	row %	N	row %	N	row %		
	184	21	11	6.0	60	32.6	113	61.4	71	15.5
Good Standing	670	77	390	58.2						

Retention of Graduate Students, Fall 2021 to Fall 2022
Section 3: Continuing Graduate



Retention of Graduate Students, Fall 2021 to Fall 2022
Section 3: Continuing Graduate

Major	Fall 2021		Fall 2022						Cohort Less Graduates	Retention Rate
	Enrolled		Enrolled		Not Enrolled		Graduated			
	N	col %	N	row %	N	row %	N	row %		
Post-Bacc. - w / Certification	7	1	2	28.6	5	71.4	--	--	7	28.6
Apologetics	34	4	13	38.2	11	32.4	10	29.4	24	54.2
Studio Art	13	1	1	7.7	--	--	12	92.3	1	100.0
Biblical Languages	5	1	2	40.0	1	20.0	2	40.0	3	66.7
Business Administration	65	7	16	24.6	10	15.4	39	60.0	26	61.5
Classics & Early Christianity	6	1	2	33.3	2	33.3	2	33.3	4	50.0
Christian Counseling	15	2	7	46.7	5	33.3	3	20.0	12	58.3

Retention of Graduate Students, Fall 2021 to Fall 2022
 Section 3: Continuing Graduate

Major	Fall 2021		Fall 2022						Cohort Less Graduates	Retention Rate
	Enrolled		Enrolled		Not Enrolled		Graduated			
	N	col %	N	row %	N	row %	N	row %		
Learning, Technology & Design	8	1	--	--	--	--	8	100.0	0	--
Counseling	1	0	--	--	--	--	1	100.0	0	--
Data Analytics	2	0	1	50.0	--	--	1	50.0	1	100.0
Management & Entrepreneurship	3	0	1	33.3	--	--	2	66.7	1	100.0
Marriage and Family Therapy	26	3	18	69.2	1	3.8	7	26.9	19	94.7
Nursing	129	15	75	58.1	20	15.5	34	26.4	95	78.9
Philosophy	5	1	2	40.0	--	--	3	60.0	2	100.0
Prof. School Counseling	4	0	1	25.0	1	25.0	2	50.0	2	50.0
Psychology	95	11	46	48.4	17	17.9	32	33.7	63	73.0
Reading	6	1	--	--	1	16.7	5	83.3	1	0.0
Screenwriting	4	0	--	--	--	--	4	100.0	0	--
Theological Studies	26	3	14	53.8	5	19.2	7	26.9	19	73.7
All	875	100	409	46.7	138	15.8	328	37.5	547	74.8

Retention of Graduate Students, Fall 2021 to Fall 2022
 Section 3a: Continuing Graduate - Main Campus

Citizenship Status	Fall 2021		Fall 2022						Cohort Less Graduates	Retention Rate
	Enrolled		Enrolled		Not Enrolled		Graduated			
	N	col %	N	row %	N	row %	N	row %		
U.S. Citizen	364	87	144	39.6	65	17.9	155	42.6	209	68.9
Resident Alien	14	3	7	50.0	1	7.1	6	42.9	8	87.5
Non-Resident Alien	4	1	3	75.0	--	--	1	25.0	3	100.0
International	36	9	19	52.8	2	5.6	15	41.7	21	90.5
All	418	100	173	41.4	68	16.3	177	42.3	241	71.8




Retention of Graduate Students, Fall 2021 to Fall 2022
 Section 3a: Continuing Graduate - Main Campus








Commuting Distance (one way)	Fall 2021		Fall 2022						Cohort Less Graduates	Retention Rate
	Enrolled		Enrolled		Not Enrolled		Graduated			
	N	col %	N	row %	N	row %	N	row %		
0-5 miles	41	10	16	39.0	5	12.2	20	48.8	21	76.2
5-15 miles	164	42	72	43.9	31	18.9	61	37.2	103	69.9
16-20 miles	54	14	28	51.9	6	11.1	20	37.0	34	82.4
21-40 miles	92	23	39	42.4	14	15.2	39	42.4	53	73.6
40+ miles	7	2	3	42.9	3	42.9	1	14.3	6	50.0
Unknown	35	9	12	34.3	5	14.3	18	51.4	17	70.6
All	393	100	170	43.3	64	16.3	159	40.5	234	72.6

Based on geodetic distance in miles between two ZIP code locations. The centroid of each ZIP code is used in the calculation.

Age Range	Fall 2021		Fall 2022						Cohort Less Graduates	Retention Rate
	Enrolled		Enrolled		Not Enrolled		Graduated			
	N	col %	N	row %	N	row %	N	row %		
20-21	2	0	--	--	--	--	2	100.0	0	--
22-25	118	28	50	42.4	18	15.3	50	42.4	68	73.5
26-30	86	21	39	45.3	10	11.6	37	43.0	49	79.6
31+	212	51	84	39.6	40	18.9	88	41.5	124	67.7
All	418	100	173	41.4	68	16.3	177	42.3	241	71.8



Retention of Graduate Students, Fall 2021 to Fall 2022
Section 3a: Continuing Graduate - Main Campus

Major	Fall 2021	Fall 2022					
							



Retention of Graduate Students, Fall 2021 to Fall 2022



